

---

T E C H N I C A L   M A N U A L

ORGANIZATIONAL MAINTENANCE REPAIR PARTS  
AND SPECIAL TOOLS LISTS  
WELDING MACHINE, ARC,  
GENERATOR, GED, 300 AMP, DC  
(LIBBY WELDING MODELS)  
(MODEL LE-300) FSN 3431-810-9696  
(MODEL LEW-300) FSN 3431-991-2961  
(MODEL LEB-300) FSN 3431-072-0327

---

H E A D Q U A R T E R S ,   D E P A R T M E N T   O F   T H E   A R M Y

J A N U A R Y   1 9 7 1



TECHNICAL MANUAL }  
No. 5-3431-205-20P }

HEADQUARTERS  
DEPARTMENT OF THE ARMY  
WASHINGTON, D.C., 13 January 1971

**ORGANIZATIONAL MAINTENANCE REPAIR PARTS AND SPECIAL TOOLS LISTS**

**WELDING MACHINE, ARC, GENERATOR, GED, 300 AMP, DC  
(LIBBY WELDING MODELS)  
(MODEL LE-300) FSN 3431-810-9696  
(MODEL LEW-300) FSN 3431-991-2961  
(MODEL LEB-300) FSN 3431-072-0327**

Current as of 31 December 1970

	Paragraph	Page
SECTION I. INTRODUCTION .....		ii
Scope .....	1	ii
General .....	2	ii
Explanation of columns .....	3	ii
Special Information .....	4	iii
How to locate repair parts .....	5	iii
Abbreviations .....	6	iv
Federal supply codes for manufacturers .....	7	iv
Recommendations for maintenance publications improvement .....	8	iv
II. PRESCRIBED LOAD ALLOWANCE .....		1
III. REPAIR PARTS FOR ORGANIZATIONAL MAINTENANCE .....		3
GROUP 01. Battery Cables .....		3
02. Battery Box .....		3
03. Enclosure and Skid .....		5
04. Rear Panel .....		11
05. Instrument Panel .....		11
06. Remote Control .....		15
07. Current Control .....		16
08. Heater and Blower Assembly .....		16
09. Fuel Tank and Strainer .....		19
10. Brush Holder, Brushes and Cover .....		20
11. Brush Holders, Capacitors, Exciter .....		21
12. Welding Generator .....		21
13. Generator Exciter .....		22
14. Timing and Speed Control .....		22
15. Air Cleaner .....		22
16. Muffler .....		23
17. Carburetor and Fuel Pump .....		23
18. Oil Filter .....		24
19. Manifolds .....		26
20. Governor, Controls and Engine Speed .....		27
21. Engine Speed Idler and Lines .....		28
22. Generator, Battery Charging .....		28
23. Regulator, Generator Voltage .....		32
24. Starter, Engine and Relay .....		32
25. Magneto, Spark Plug Leads, Housing and Impulse Coupling .....		37
26. Water Pump .....		41
27. Transmitter, Switches and Nameplate .....		42
28. Block, Cylinder Head and Valve Cover .....		42

\*This manual supersedes TM 5-3431-205-20P, 5 February 1964, and applicable portions of TM 5-3431-215-25P, 9 August 1965, including all changes.

Group 29.	Motor, Oil Pan and Namplates . . . . .	44
30.	Oil Pump. . . . .	46
31.	Camshaft, Valves and Timing Gear . . . . .	46
33.	Crankshaft, Flywheel . . . . .	46
34.	Fire Extinguisher. . . . .	47
SECTION IV.	SPECIAL, TOOLS, TEST AND SUPPORT EQUIPMENT FOR ORGANIZATIONAL MAINTENANCE. (NOT APPLICABLE)	
V.	INDEX-FEDERAL STOCK NUMBER AND REFERENCE NUMBER . . . . .	83

## SECTION I INTRODUCTION

### 1. Scope

This manual lists repair parts required for the performance of organizational maintenance of the welding machine.

### 2. General

This repair parts and Special Tools list is divided into the following sections:

*a. Prescribed Load Allowance (PLA) - Section II.*

A composite listing of the repair parts, special tools, test and support equipment having quantitative allowances for initial stockage at the organizational level.

*b. Repair Parts-Section III.* A list of repair parts authorized for the performance of maintenance at the organizational level in figure and item number sequence.

*c. Special Tools, Test and Support Equipment-Section IV.* A list of special tools, test and support equipment authorized for the performance of maintenance at the organizational level. (Not applicable. )

*d. Index-Federal Stock Number and Reference Number-Section V.* A list of Federal stock numbers in ascending numeric sequence followed by a list of reference numbers in ascending alpha-numerical sequence, cross-referenced to the illustration figure number and item number

*NOTE:* Items not illustrated are cross-referenced to page number.

### 3. Explanation of Columns

The following provides an explanation of columns in the tabular lists in sections II, III, and IV.

*a. Source, Maintenance, and Recoverability codes. (SMR).*

(1) Source code indicates the selection status and source for the listed item. Source codes are:

<i>Code</i>	<i>Explanation</i>
P	Repair parts which are stocked in or supplied from the GSA/DSA, or Army supply system and authorized for use at indicated maintenance categories.
P2	Repair parts which are procured and stocked for insurance purposes because the combat or military essentiality of the end item dictates that a minimum quantity be available in the supply system.
M	Repair parts which are not procured or stocked, but are to be manufactured in indicated maintenance levels.

<i>Code</i>	<i>Explanation</i>
A	Assemblies which are not procured or stocked as such, but are made up of two or more units. Such component units carry individual stock numbers and descriptions, are procured and stocked separately and can be assembled to form the required assembly at indicated maintenance categories.
X	Parts and assemblies which are not preprocured or stocked and the mortality of which normally is below that of the end item or component. The failure of such part or assembly should result in retirement of the end item from the supply system.
X1	Repair parts which are not procured or stocked. The requirement for such items will be filled by use of the next higher assembly or component.
X2	Repair parts which are not stocked. The indicated maintenance category requiring such repair parts will attempt to obtain same through cannibalization. Where such repair parts are not obtainable through cannibalization, requirements will be requisitioned, with accompanying justification, through normal supply channels
G	Major assemblies that are procured with PEMA funds for initial issue only as exchange assemblies at DSU and GSU level. These assemblies will not be stocked above DS and GS level or returned to depot supply level.

(2) Maintenance code indicates the lowest category of maintenance authorized to install the listed item. Repair parts and special tools assigned maintenance code "C" may be stocked at the operator level of maintenance when authorized by the Unit Commander. The maintenance level codes are:

<i>Code</i>	<i>Explanation</i>
C . . . . .	Crew or operator maintenance
O . . . . .	Organizational maintenance

(3) Recoverability code indicates whether un-serviceable items should be returned for recovery or salvage. Items not coded are expendable. Recoverability codes are:

<i>Code</i>	<i>Explanation</i>
R	Repair parts and assemblies which are economically repairable at DSU and GSU activities and are normally furnished by supply on an exchange basis.
S	Repair parts and assemblies which are economically repairable at DSU and GSU activities and which are normally furnished by supply on an exchange basis. When items are determined by a GSV to be noneconomically repairable, they will be evacuated to a depot for evaluation and analysis before final disposition.

<i>Code</i>	<i>Explanation</i>
T	High dollar value recoverable repair parts which are subject to special handling and are issued on an exchange basis. Such repair parts normally are repaired or overhauled at depot maintenance activities.
U	Repair parts specifically selected for salvage by reclamation units because of precious metal content, critical materials, or high dollar value reusable casings or castings.

b. *Federal Stock Number.* This column indicates the Federal stock number assigned to the item and will be used for requisitioning purposes.

c. *Description.* This column indicates the Federal item name and any additional description of the item required. Assembly components and subassemblies are indented under major assemblies. The abbreviation "w/e", when used as part of the nomenclature, indicates the Federal stock number includes all armament, equipment, accessories, and repair parts issued with the item. A part number or other reference number is followed by the applicable five-digit Federal supply code for manufacturers in parenthesis. Repair parts quantities included in kits and sets are shown in front of the repair part name. Material required for manufacture or fabrication is identified.

d. *Unit of Measure (U/M).* A two-character alphabetic abbreviation indicating the amount or quantity of the item upon which the allowances are based, e.g., ft, ea, pr, etc.

e. *Quantity Incorporated in Unit.* This column indicates the quantity of the item used in the assembly group. A "V" appearing in this column in lieu of a quantity indicates that a definite quantity cannot be indicated (e.g., shims, spacers, etc.).

f. *Fifteen-Day Organizational Maintenance Allowance.*

(1) The allowance columns are divided into four subcolumns. Indicated in each subcolumn opposite the first appearance of each item is the total quantity of items authorized for the number of equipments supported. Subsequent appearances of the same item will have the letters "REF" in the applicable allowance column. To locate the referenced item, locate the FSN or reference number in the index. The earliest figure and item number is the referenced item. Items authorized for use as required but not for initial stockage are identified with an asterisk in the allowance column.

(2) The quantitative allowance for organizational level of maintenance represents one initial prescribed load for a 15-day period for the number of equipments supported. Units authorized additional prescribed loads, multiply the number of prescribed loads by the quantity in the appropriate density column to determine the number of repair parts authorized.

(3) To determine allowances when supporting more than 100 of these equipments: First, divide the number of equipments supported by 100 by moving the decimal two spaces left; second, multiply the result by the quantity in the 51—100 density column. Example:

authorized allowance for 51—100 equipment is 40; for 150 equipments, multiply 40 by 1.50 or 60 parts authorized.

(4) Subsequent changes to allowances will be limited as follows: No change in the range of items is authorized. If additional items are considered necessary, recommendation should be forwarded to U. S. Army Mobility Equipment Command for exception or revision to the allowance list. Revisions to the range of items authorized will be made by the U. S. Army Mobility Equipment Command based upon engineering experience, demand data, or TAERS information.

g. *Illustration.* This column is divided as follows:

(1) *Figure number.* Indicates the figure number of the illustration in which the item is shown.

(2) *Item number.* Indicates the callout number used to reference the item in the illustration.

#### 4. Special Information

a. Identifications of the usable on codes included in the description columns of the publication are:

<i>Code</i>	<i>Used on</i>
A	(Model LEB 300) FSN 3431 072 0327
B	(Model LE 300) FSN 3431-810-9696
C	(Model LEW 300) FSN 3431 991-2961

Repair parts not symbolized are applicable to all models covered in this manual.

b. Repair parts mortality has been based on 1,500 hours of operation per year.

c. Parts which require manufacture or assembly at a category higher than that authorized for installation will indicate in the source column the higher category.

d. The following publications pertain to the welding machine and its components.

LO 5-3431-205-12	Lubrication order
TM 5-3431-205-15	Operator, organizational, field and depot maintenance manual
TM 5-3431-214-15	Operator, organizational, field and depot maintenance manual
TM 5-3431-215-15	Organizational, DS, GS, and depot maintenance manual

e. The illustrations in this manual are identical to the applicable illustrations published in the -35P, Direct and General Support and Depot Maintenance Repair Parts and Special Tools List manual, and the figure numbers are the same as appear in that manual. The -35P illustrations are given for a better understanding of the parts relationship, however, only those parts assigned maintenance code "O" are listed in the tabular portion and only these parts are authorized for requisitioning from this manual.

#### 5. How to Locate Repair Parts

a. When Federal Stock Number or Reference Number is Unknown:

(1) *First.* Using the table of contents, determine the assembly group within which the repair part belongs. This is necessary since illustrations are prepared for assembly groups and listings are divided into the same groups.

(2) *Second.* Find the illustration covering the assembly group to which the repair part belongs.

(3) *Third.* Identify the repair part on the illustration and note the illustration figure and item number of the repair part.

(4) *Fourth.* Using the Repair Part Listing, find the assembly to which the repair part belongs and locate the illustration figure and item number noted on the illustration.

*b.* When the Federal Stock Number or Reference Number is Known:

(1) *First.* Using the Index of Federal Stock Numbers and Reference Numbers find the pertinent Federal stock number or reference number. This index is in ascending FSN sequence followed by a list of reference numbers in alpha-numeric sequence, cross referenced to the illustration figure number and item number.

(2) *Second.* Using the Repair Part Listing, find the assembly group of the repair part and the illustration figure number and item number referenced in the Index of Federal Stock Numbers and Reference Numbers.

*c.* When the Federal Stock Number or Reference Number is Known and the Repair Part is not Illustrated.

(1) *First.* Using the Index of Federal Stock Numbers and Reference Numbers find the pertinent Federal stock number or reference number in the section titled "Items Not Illustrated" and note the page number. This section of the index is in ascending FSN sequence followed by a list of reference numbers in alpha-numeric sequence, cross-referenced to page number.

(2) *Second.* Using the Table of Contents, locate the assembly group number and page number.

(3) *Third.* Using the applicable group number and page number locate the pertinent stock number or reference number in the Repair Parts Listing. Items which are not illustrated are listed at the end of the assembly group to which they belong.

## 6. Abbreviations

ac/dc.....alternating current/direct current  
EA.....each  
FT.....foot (feet)  
id.....inside diameter (s)  
in.....inch (es)  
lh.....left hand

lg.....long (length)  
mtg.....mounting  
NEMA.....National Electric Manufacturing Association  
rpm.....revolution per minute  
rh.....right hand  
thd.....thread (s) (ed)  
thk.....thick (ness)

## 7. Federal Supply Codes for Manufacturers

<i>Code</i>	<i>Manufacturer</i>
00000.....	Ordnance Corp
00736.....	Air Maze Division of Rockwell Standard Corp
04009.....	Arrow Hart and Hegeman Electric Co
06840.....	The Bendix Corp
08484.....	Breeze Corporations, Inc
14655.....	Cornell Dubilier Electric Corp
16764.....	Deleo & Remy Division of General Motors Corp
19239.....	Echlin Mfg Co
24446.....	General Electric Co
36024.....	Libby Welding Co, Inc
36232.....	Lincoln Electric Co
39245.....	McCord Corp
65092.....	Weston Instruments Inc Weston-Newark
70040.....	AC Spark Plug Div of General Motors Corp
70842.....	Balkamp Inc
71400.....	Bussman Mfg Division of McGraw and Edison Co
71747.....	Chicago Hardware and Fixture Co
72005.....	Driver Wilbur & Co
72619.....	Dialight Corp
72653.....	G. C. Electronics Co A Division of Hydrometals Inc
73370.....	Fram Corp
74465.....	Hoof C. M. Co
74545.....	Hubbell Harvey Inc
78189.....	Illinois Tool Works Inc Shakeproof Division
78385.....	South Wind Div of Stewart Warner Corp
79470.....	Weatherhead Co, The
79960.....	Bendix Corp The Fuel Devices Division
82796.....	Fairbanks Morse Inc Fairbanks Morse Powers Systems Division
88044.....	Aeronautical Standards Group Dept of Navy and Air Force
92219.....	Waldom Electronics Inc
94257.....	De Kevon Mfg Co
95875.....	Hallett Mfg Co Shielding Division
96452.....	American Standard Controls Division of American Radiator and Standard Sanitary Corp
96906.....	Military Standards Promulgated By Standardization Div Directorate of Logistic Services DSA

## 8. Recommendations for Maintenance Publication Improvements

Report of errors, omissions, and recommendations for improving this publication by the individual user is encouraged. Reports should be submitted on DA Form 2028 (Recommended Changes to Publications) and forwarded direct to Commanding General, U. S. Army Mobility Equipment Command, ATTN: AMSME-MPP, 4300 Goodfellow Boulevard, St. Louis, Mo. 63120.

## SECTION II. PRESCRIBED LOAD ALLOWANCE

(1) FEDERAL STOCK NUMBER	(2) DESCRIPTION	(3) 15-DAY ORGANIZATIONAL MAINTENANCE ALLOWANCE					
		USABLE	ON CODE	(A) 1-5	(B) 6-20	(C) 21-50	(D) 51-100
	GROUP 01 - BATTERY CABLES						
6140-088-5564	LEAD, STORAGE BATTERY						1
6140-088-5565	LEAD, STORAGE BATTERY						1
6140-088-5566	LEAD, STORAGE BATTERY						1
6150-242-3716	LEAD, ELECTRICAL						1
	LEAD, ELECTRICAL LA300-1831 (36024)						1
	GROUP 03-ENCLOSURE AND SKID						
2930-994-9297	HOSE, RADIATOR						1
	GROUP 05-INSTRUMENT PANEL						
5920-280-5002	FUSE, CARTRIDGE					1	2
6240-155-8714	LAMP, INCANDESCENT				2	3	6
	CAPACITOR, FIXED, PAPER DIELECTRIC MC8098 (14655)					1	1
	RHEOSTAT M5090C (36232)					1	1
	GROUP 06-REMOVE CONTROL						
5905-718-6063	RHEOSTAT						1
	GROUP 08-HEATER AND BLOWER ASSEMBLY						
2540-312-2017	IGNITER, HEATER				1	2	3
2540-319-5934	WICK					1	2
2540-752-0358	GASKET, IGNITER						1
5905-651-7272	RESISTOR, FIXED, WIRE WOUND						1
5910-860-5413	CAPACITOR ASSEMBLY, ENGINE HEATER						1
5977-636-1400	BUSH, ELECTRICAL CONTACT				2	3	6
	GROUP 09-FUEL TANK AND STRAINER						
2910-025-6407	BOWL, SEDIMENT, FUEL PUMP					1	2
2910-141-9758	CAP, FUEL TANK						1
2910-594-2293	GASKET				2	4	8
2910-992-8626	CAP, FUEL TANK						1
	GROUP 10-BRUSHHOLDER, BRUSHES AND COVER						
5977-165-0845	BRUSH, ELECTRICAL CONTACT	1			3	6	13
	CAPACITOR CA482 (14655)				1	2	4
	GROUP 11-BRUSH HOLDERS, CAPACITORS, EXCITER						
5977-237-1582	BRUSH, ELECTRICAL CONTACT	1			6	12	36
5910-577-1348	CAPACITOR, FIXED, PAPER DIELECTRIC				1	1	3
	GROUP 16-MUFFLER						
2990-983-8825	MUFFLER, EXHAUST						1
	GROUP 17-CARBURETOR AND FUEL PUMP						
2910-358-5057	PUMP, FUEL					1	2
2910-422-9293	GASKET SET					1	2

SECTION II. PRESCRIBED LOAD ALLOWANCE  
(1) (2)

FEDERAL STOCK NUMBER	DESCRIPTION	(3) 15-DAY ORGANIZATIONAL MAINTENANCE ALLOWANCE					
		USABLE	ON CODE	(A) 1-5	(B) 6-20	(C) 21-50	(D) 51-100
2910-951-8231	CARBURETOR,FLOAT					1	2
5330-291-8972	GASKET					1	2
	GROUP 18-OIL FILTER						
2940-141-9025	FILTER,ELEMENT,FLUID,PRESSURE			4	15	30	63
2940-679-3595	GASKET			4	15	30	63
4730-639-9988	HOSE ASSEMBLY, RUBBER						1
	GROUP 22-GENERATOR,BATTERY CHARGING						
2920-536-5413	REPAIR KIT, GENERATOR				1	2	3
	GROUP 23-REGULATOR,GENERATOR VOLTAGE						
	REGULATOR,ENGINE GENERATOR MS13805 (96906)						1
	GROUP 24-STARTER,ENGINE AND RELAY						
2920-500-7366	RELAY,SOLENOID,ENGINE STARTER,ELECTRICAL						1
2920-536-5422	REPAIR KIT,STARTING MOTOR						1
	GROUP 25-MAGNETO,SPARK PLUG LEADS, HOUSING AND IMPULSE COUPLING						
2920-725-4438	REPAIR KIT, IGNITION, MAGNETO				2	3	6
2920-810-7082	SPARK,PLUG			4	18	36	76
5330-599-4517	GASKET			1	3	7	13
	GROUP 26-WATER PUMP						
3030-876-2774	BELT, V					1	2
	GROUP 28-BLOCK, CYLINDER HEAD AND VALVE COVER						
2930-994-9296	HOSE, RADIATOR						1
6620-606-8178	THERMOSTAT,FLOW CONTROL					1	1
	GROUP 29-MOTOR, OIL PAN AND NAMEPLATE						
2805-568-7950	GASKET,SET,ENGINE					1	2
2805-679-5780	PARTS KIT ENGINE OVERHAUL					1	1
	GROUP 30-OIL PUMP						
6150-242-3717	LEAD,ELECTRICAL						1
	GROUP 34-FIRE EXTINGUISHER						
4210-779-3516	SEAL, FIRE EXTINGUISHER, SELF-LOCKING					1	1



(1)	(2)	(3)	(4)	(5)	(6)				(7)		
SMR CODE	FEDERAL STOCK NUMBER	DESCRIPTION  REF NUMBER & MFR CODE	USABLE ON CODE	UNIT OF MEAS	QTY INC IN UNIT	15-DAY ORGANIZATIONAL MAINTENANCE ALW				ILLUS- TRATION (A)	(B)
						(A)	(B)	(C)	(D)	FIG. NO.	ITEM NO.
						1-5	6-20	21-50	51-100		
SECTION III - REPAIR PARTS FOR ORGANIZATIONAL MAINTENANCE											
GROUP 01-BATTERY CABLES											
P O		LEAD,ELECTRICAL LA300-1831 (36024)		EA	1	*	*	*	1	1	1
P O	6150-242-3716	LEAD, ELECTRICAL: ELECTRODE LA300-1832 (36024)		EA	1	*	*	*	1	1	2
P O	5940-549-6581	TERMINAL, LUG: POSITIVE MS75004-1 (96906)		EA	2	*	*	*	*	1	3
X20		LEAD, ELECTRICAL: BATTERY TO STARTER SOLENOID LEB2283 (36024)		EA	1					1	4
P O	6140-088-5564	LEAD,STORAGE BATTERY: BATTERY TO STARTER SOLENOID, 48 IN. LG LE1749 (36024)	C	EA	1	*	*	*	1	1	4
X20		LEAD, BATTERY: BATTERY CHARGING RECEPTACLE LE1928 (36024)	B	EA	1					1	4
X20		LEAD, ELECTRICAL: BATTERY GROUND LEB2281 (36024)		EA	1					1	5
P O	6140-088-5566	LEAD, STORAGE BATTERY: JUMPER, 25 IN. LG LE1751 (36024)	B	EA	1	*	*	*	1	1	5
P O	6140-088-5565	LEAD, STORAGE BATTERY: GROUND, 10 IN. LG LE1750 (36024)	B	EA	1	*	*	*	1	1	6
X20		LEAD, ELECTRICAL: JUMPER LEB2282 (36024)	A	EA	1					1	6
X20		LEAD, BATTERY: BATTERY CHARGING RECEPTACLE LE1927 (36024)	B	EA	1					1	6
X20		HOLDER ASSEMBLY, ELECTRODE INS (36232)		EA	1					1	7
P O	5940-549-6583	TERMINAL, LUG: NEGATIVE MS75004-2 (96906)		EA	2	*	*	*	*	1	8
GROUP 02-BATTERY BOX											
P O	5310-833-3340	WASHER, FLAT: HOLDDOWN ROD	A	EA	4	*	*	*	*	2	1
P O	5310-732-0558	NUT, PLAIN, HEXAGON: HOLDDOWN ROD	A	EA	6	*	*	*	*	2	2
X20		BRACKET, RETAINER, BATTERY  LEB2311 (36024)	A	EA	1					2	3
X20		ROD, HOLDDOWN LEB2310 (36024)	A	EA	4					2	4
X20		BOX, BATTERY LEB2312 (36024)	A	EA	1					2	5
P O	5310-021-9430	NUT, PLAIN, HEXAGON: RAIL TO BATTERY BOX	A	EA	6	*	*	*	*	2	6
P O	5310-889-2528	WASHER, LOCK: RAIL TO BATTERY BOX AND RAIL TO FRAME	A	EA	14	*	*	*	*	2	7
P O	5305-988-1724	SCREW, MACHINE: RAIL TO BATTERY BOX AND RAIL TO FRAME AN526-420-10 (88044)	A	EA	14	*	*	*	*	2	8
X20		RAIL: BATTERY BOX LEB2354 (36024)	A,B A,B	EA	1					2	9
P O	5310-595-7237	WASHER, LOCK: BATTERY BOX RAIL	A	EA	2	*	*	*	*	2	10
P O	5305-958-1013	SCREW, MACHINE HEAD: BATTERY BOX RAIL MS35219-58 (96906)	A	EA	2	*	*	*	*	2	11
X20		GROMMET, RUBBER G1059 (79497)	A	EA	1					2	12

(1) SMR CODE	(2) FEDERAL STOCK NUMBER	(3) DESCRIPTION  REF NUMBER & MFR CODE	(4) USABLE ON CODE	(5) UNIT OF MEAS	(6) 15-DAY ORGANIZATIONAL MAINTENANCE ALW				(7) ILLUS- TRATION		
					(A) 1-5	(B) 6-20	(C) 21-50	(D) 51-100	(A) FIG. NO.	(B) ITEM NO.	
P O	5310-934-9757	NUT, PLAIN, HEXAGON MS35649-82 (96906)	C	EA	4	*	*	*	*		
X20		INSULATION BOARD, TERMINAL LEW2233 (36024)	C	EA	2						
P O	5305-988-1724	SCREW, MACHINE AN526-420-10 (88044)	C	EA	6	REF	REF	REF	REF		
X20		MOUNT, THERMOSTAT LEW226 (36024)	C	EA	1						
P O	5310-559-0070	WASHER, LOCK	C	EA	4	*	*	*	*		
X20		SPACER LEW2227 (36024)	C	EA	4						
P O	5930-056-0104	SWITCH, THERMOSTATIC LEW228 (36024)	C	EA	1	*	*	*	*		
X20		SCREW, MACHINE MS35206-247 (96906)	C	EA	4						
P O	5930-973-0937	THERMOSTAT, SWITCH, BATTERY HEAT LFW2225 (36024)	C	EA	1	*	*	*	*		
P O	5310-889-2528	WASHER, LOCK 4014-22-00 (78189)	C	EA	6	REF	REF	REF	REF		
X20		LEAD ASSEMBLY LEW2229 (36024)	C	EA	1						
P O	5305-988-1724	SCREW, MACHINE AN526-420-10 (88044)	C	EA	4	REF	REF	REF	REF		
X20		NUT, PLAIN, HEXAGON AN438-416 (88044)	C	EA	4						
X20		JUMPER LEW2224 (36024)	C	EA	2						
X20		BOX, BATTERY LEW2181 (36024)	C	EA	1						
X20		DOOR, BATTERY BOX LEW2183 (36024)	C	EA	1						
X20		INSULATION BOARD, THERMAL: LOCK LEW2231 (36024)	C	EA	16						
X20		INSULATION BOARD, THERMAL: LOCK LEW2230 (36024)	C	EA	4						
X20		GASKET, BOX LEW2223 (36024)	C	EA	1						
X20		PIN ASSEMBLY LEW2218 (36024)	C	EA	5						
X20		LEAD, BATTERY LEW2239 (36024)	C	EA	1						
X20		LID, BATTERY BOX LEW2182 (36024)	C	EA	1						
X20	6140-057-2554	BATTERY, STORAGE: 12 V MS35000-3 (96906)		EA	2	*	*	*	*		
P O	6810-249-9354	SULPFURIC ACID: BATTERY		GL	V	*	*	*	*		

(1) SMR CODE	(2) FEDERAL STOCK NUMBER	(3) DESCRIPTION  REF NUMBER & MFR CODE	(4) USABLE ON CODE	(5) UNIT OF MEAS  IN UNIT	(6) 15-DAY ORGANIZATIONAL MAINTENANCE ALW				(7) ILLUS- TRATION		
					(A) 1-5	(B) 6-20	(C) 21-50	(D) 51-100	(A) FIG. NO.	(B) ITEM NO.	
X20		STRAP, RETAINING 7502 (72653)	C	EA	1						
X20		TRACK, BATTERY BOX LEW2178 (36024)	C	EA	1						
X20		TRACK, BATTERY, BOX LFW2177 (36024)	C	EA	1						
		GROUP 03-ENCLOSURE AND SKID									
X20		TOP PANEL LEB2296 (36024)	A	EA	1					3	1
X20		PANEL, TOP LE1889 (36024)	B	EA	1					3	1
P O	5305-988-1724	SCREW, MACHINE: GRILLE AND SHELL MTG AN526-420-10 (88044)	A,B	EA	18	REF	REF	REF	REF	3	2
P O	5305-988-1724	SCREW, MACHINE: DOOR JAM	A	EA	12	REF	REF	REF	REF	3	2
P O	5305-144-3607	SCREW, MACHINE: TOP PANEL ATTACHING REAR SHELL TO SKID, LOWER PANEL TO REAR SHELL CENTER PANEL TO SKID SUPPORT MTG AN526-420-10 (88044)	8	EA	60	*	*	*	*	3	2
P O	5305-988-1724	SCREW, MACHINE: REAR SHELL AND TOP PANEL MTG AN526-420-10 (88044)	A	EA	29	REF	REF	REF	REF	3	2
P O	5305-144-3607	SCREW, MACHINE: RADIATOR TO SKID MTG AN526-420-10 (88044)	B	EA	8	REF	REF	REF	REF	3	2
P O	5310-696-5173	NUT, ASSEMBLED WASHER: RADIATOR TO SKID SCREW	B	EA	8	*	*	*	*	3	3
X20		NUT, PLAIN, HEXAGON: GRILLE AND SHELL MTG AN438-416 (88044)	A	EA	18					3	3
X20		NUT, ASSEMBLED WASHER, REAR SHELL TO SKID AND LOWER PANEL TO REAR SHELL, CENTER PANEL TO SKID, SUPPORT MTG, TOP PANEL ATTACHING, DOOR JAM TO SKID 271172 (00000)	B	EA	50					3	3
X20		RAIL, DRIP: TOP PANEL LE2313 (36024)	A	EA	2					3	4
X20		RAIL, DRIP LE1921 (36024)	B	EA	2					3	4
X20		GASKET: TOP PANEL TO FUEL TANK NECK LE1918 (36024)	B	EA	1					3	5
X20		SHELL, REAR LEB2294 (36024)	A	EA	1					3	6
P O	5305-993-1848	SCREW, MACHINE: SHUTTER CONTROL BRACKET TO REAR SHELL AN520-10-12 (88044)		EA	2	*	*	*	*	3	7
X20		PAN, DRIP: GENERATOR LE1919 (36024)	B	EA	1					3	8
X20		STRAP, GROUND: CONTROL PANEL TO FRAME STRUCTURE LE1909 (36024)	B	EA	1					3	9
X20		COVER, PROTECT LE1903 (36024)	B	EA	1					3	10
X20		SCREW, MACHINE: PROTECT COVER TO PANEL AN515-8-8 (88044)	B	EA	2					3	11
X20		SUPPORT, PANEL LE1912 (36024)	B	EA	1					3	12

(1) SMR CODE	(2) FEDERAL STOCK NUMBER	(3) DESCRIPTION  REF NUMBER & MFR CODE	(4) USABLE ON CODE	(5) UNIT OF MEAS  INC IN UNIT	(6) 15-DAY ORGANIZATIONAL MAINTENANCE ALW				(7) ILLUS- TRATION		
					(A) 1-5	(B) 6-20	(C) 21-50	(D) 51-100	(A) FIG. NO.	(B) ITEM NO.	
X20		DOOR, ACCESS LE1902 (36024)	B	EA	1					3	12
P O	5305-058-1082	SCREW, TAPPING, THREAD FORMING: FAN GUARD MTG	A	EA	7	*	*	*	*	3	15
X20		SCREW, TAPPING, THREAD FORMING: DRIP RAIL MTG	A	EA	12					3	15
PO	5305-012-8270	SCREW, TAPPING, THREAD FORMING: SIDE DOOR TO TOP PANEL ATTACHING, DRIP RAIL TO TOP PANEL, ACCESS TO CONTROL PANEL	B	EA	16	*	*	*	*	3	15
X20		PANEL: CENTER, LH LEB2293 (36024)	A	EA	1					3	16
X20		PANEL: CENTER: LH LE1897 (36024)	B	EA	1					3	16
X20		DOOR, SIDE LEB2297 (36024)	A	EA	4					3	17
X20		DOOR, SIDE LE1901 (36024)	B	EA	4					3	17
X20		JAM, DOOR LEB2299 (36024)	A	EA	4					3	18
X20		JAM, DOOR LE1911 (36024)	B	EA	4					3	18
X20		PAN, DRIP: ENGINE LE1910 (36024)	B	EA	1					3	20
X20		SHELL, RADIATOR LEB2287 (36024)	A	EA	1					3	21
X20		SHELL, RADIATOR LE1881 (36024)	B	EA	1					3	21
P O	5305-984-6191	SCREW, MACHINE: DOOR MTG MS35223-43 (96906)	A	EA	15	*	*	*	*	3	22
P O	5305-984-6191	SCREW, MACHINE: SIDE DOOR TO TOP PANEL ATTACHING MS35223-43 (96906)	B	EA	31	REF	REF	REF	REF	3	22
A O		NUT, ASSEMBLED WASHER: RADIATOR FILLER DOOR TO SHELL MTG	B	EA	2					3	23
P O	5310-591-3472	NUT, PLAIN, HEXAGON	B	EA	2	*	*	*	*		
P O	5310-045-3299	WASHER, LOCK	B	EA	2	*	*	*	*		
A O		NUT, ASSEMBLED WASHER: SIDE DOOR TO TOP PANEL SCREW ATTACHING	B	EA	31					3	23
P O	5310-045-3299	WASHER, LOCK	B	EA	31	REF	REF	REF	REF		
P O	5310-591-3472	NUT,PLAIN,HEXAGON	B	EA	31	REF	REF	REF	REF		
X20		DOOR: RADIATOR FILLER LFB2289 (36024)	A	EA	1					3	24
X20		DOOR, RADIATOR FILLER LF1900 (36024)	B	EA	1					3	24
X20		RADIATOR, ENGINE LEB2326 (36024)	A	EA	1					3	25
P O	2930-994-9298	RADIATOR, ENGINE LE1883 (36024)	B,C	EA	1					3	25
X20		CAP,RAIDATOR A7 (39215)		EA	1					3	26

(1) SMR CODE	(2) FEDERAL STOCK NUMBER	(3) DESCRIPTION  REF NUMBER & MFR CODE	(4) USABLE ON CODE	(5) UNIT OF MEAS  IN UNIT	(6) 15-DAY ORGANIZATIONAL MAINTENANCE ALW				(7) ILLUS- TRATION		
					(A) 1-5	(B) 6-20	(C) 21-50	(D) 51-100	(A) FIG. NO.	(B) ITEM NO.	
X20		GUARD, FAN LEB2355 (36024)	A	EA	1					3	27
X20		GAURD, FAN LE1882 (36024)	B	EA	1					3	27
X20		PANEL: CENTER, RH LEB2292 (36024)	A	EA	1					3	28
X20		PANEL, CENTER RH LE1898 (36024)	B	EA	1					3	28
X20		BRACKET, FUEL TANK LE1890 (36024)	B	EA	1					3	32
X20		BRACKET, FUEL TANK LE1889 (36024)	B	EA	1					3	33
P O	5305-068-0502	SCREW, CAP, HEXAGON HEAD: SHUTTER LINK TO SHUTTER ARM MS35297-6 (96906)		EA	2	*	*	*	*	3	34
X20		LINK, SHUTTER LE1886 (36024)	B	EA	1					3	35
P O	5305-269-3213	SCREW, CAP, HEXAGON HEAD: SHUTTER LINK TO SHUTTER BRACKET MS35291-62 (96906)	B	EA	1	*	*	*	*	3	36
X20		SPRING LE1888 (36024)	B	EA	1					3	37
X20		ARM, SHUTTER LE1885 (36024)	B	EA	1					3	38
X20		BRACKET, SHUTTER CONTROL LE1887 (36024)	B,C	EA	1					3	39
A O		NUT, ASSEMBLED WASHER: SHUTTER CONTROL TO REAR SHELL SCREW		EA	2					3	40
P O	5310-934-9751	NUT, PLAIN, HEXAGON		EA	2	*	*	*	*		
P O	5310-043-2226	WASHER, LOCK		EA	2	*	*	*	*		
P O	5310-045-1009	NUT, SELF-LOCKING HEXAGON: SHUTTER LINK TO SHUTTER BRACKET SCREW	B	EA	1	*	*	*	*	3	41
P O	5310-013-1245	NUT, SELF-LOCKING HEXAGON: SHUTTER	B	EA	2	*	*	*	*	3	42
X20		ROD, HOLDDOWN: BATTERY LE1914 (36024)	B	EA	2					3	45
P O	5310-828-8189	NUT, PLAIN, WING: BATTERY HOLDDOWN		EA	4	*	*	*	*	3	46
P O	5310-081-4219	WASHER, FLAT: BATTERY HOLDDOWN MS15795-212 (96906)	B	EA	4	*	*	*	*	3	47
P O	5310-167-0721	WASHER, LOCK: BATTERY HOLDDOWN MS35333-41 (96906)	B	EA	4	*	*	*	*	3	48
X20		STUD, HOLDDOWN: BATTERY, CADMIUM OR ZINC PLATED THD ONE 5/16-18 THD SIZE, OTHER END UN THD BENT FOR HOOK, 7 IN. LG, 3/8 IN. LG OF HOOK LE1913 (36024)	B	EA	4					3	49
P O	5310-595-7237	WASHER, LOCK: RADIATOR TO SHELL SCREW MTG	A,B	EA	6	REF	REF	REF	REF	3	50
P O	5305-269-3209	SCREW, CAP, HEXAGON HEAD MS35291-58 (96906)		EA	6	REF	REF	REF	REF	3	51
X20		SCREW, CAP, HEXAGON HEAD: FAN GUARD ATTACHING MS35291-58 (96906)	B	EA	5					3	51

(1) SMR CODE	(2) FEDERAL STOCK NUMBER	(3) DESCRIPTION  REF NUMBER & MFR CODE	(4) USABLE ON CODE	(5) UNIT OF MEAS  IN UNIT	(6) 15-DAY ORGANIZATIONAL MAINTENANCE ALW				(7) ILLUS- TRATION		
					(A) 1-5	(B) 6-20	(C) 21-50	(D) 51-100	(A) FIG. NO.	(B) ITEM NO.	
P O	5310-550-1130	WASHER, LOCK: FAN GUARD SCREW MS3533-40 (96906)		EA	5	*	*	*	*	3	52
P O	4730-930-0548	CLAMP, HOSE QS500M24S (08484)	B	EA	4	*	*	*	*	3	53
P O	2930-994-9297	HOSE, RADIATOR: LOWER LE1965 (36024)		EA	1	*	*	*	1	3	54
M O		HOSE, RUBBER: RADIATOR OVERFLOW MANUFACTURE FROM	A	EA	1						
		HOSE, NONMETALLIC, 21 IN. REQUIRED FSN 4720-289-5213	A								
P O	5310-934-9751	NUT, PLAIN, HEXAGON: DOOR JAM	A	EA	12	REF	REF	REF	REF		
P O	5310-285-1655	NUT, PLAIN, HEXAGON: RADIATOR MTG	A	EA	6	*	*	*	*		
P O	5310-045-3296	WASHER, LOCK: DOOR JAM	A	EA	12	*	*	*	*		
P O	5310-012-0217	WASHER, LOCK: GRILLE AND SHELL MTG	A	EA	18	*	*	*	*		
X20		SEAL, WEATHER: DOOR JAM AND CENTER PANEL LEB2303 (36024)	A	EA	8						
P O	5305-984-6191	SCREW, MACHINE: RADIATOR FILLER DOOR MOUNTING MS35223-43 (96906)	A	EA	2	REF	REF	REF	REF		
X20		NUT, PLAIN, HEXAGON; RADIATOR FILLER DOOR MTG AN428-8 (88044)	A	EA	2						
P O	5310-596-7693	WASHER, LOCK: RADIATOR FILLER DOOR MTG	A	EA	2	*	*	*	*		
X20		SEAL, WEATHER: RADIATOR SHELL LEB2305 (36024)	A	EA	2						
X20		SEAL, WEATHER: RADIATOR SHELL AND REAR SHELL LEB2302 (36024)	A	EA	4						
X20		SEAL, WEATHER: BATTERY BOX STOP BRACKET LEB2304 (36024)	A	EA	1						
X20		GRILLE, RADIATOR LEB2288 (36024)	A	EA	1						
P O	5310-061-1258	WASHER, LOCK 4020-26-00 (78189)	C	EA	6	*	*	*	*		
X20		PAN, DRIP LEW2180 (36024)	C	EA	1						
X20		PAN, DRIP LEW2179 (36024)	C	EA	1						
X20		BRACKET, RAIL LEW2198 (36024)	C	EA	1						
X20		BRACKET, RAIL LEW2197 (36024)	C	EA	1						
X20		BRACKET, RADIATOR LEW2186 (36024)	C	EA	1						
X20		BRACKET, RADIATOR LEW2185 (36024)	C	EA	1						
X20		SHELL, RADIATOR LEW2184 (36024)	C	EA	1						
X1		JAM, BATTERY DOOR LEW2216 (36024)	C	EA	1						
X20		NUT, PLAIN, HEXAGON AN436-616 (88044)	C	EA	10						

(1) SMR CODE	(2) FEDERAL STOCK NUMBER	(3) DESCRIPTION  REF NUMBER & MFR CODE	(4) USABLE ON CODE	(5) UNIT OF MEAS	QTY INC IN UNIT	(6) 15-DAY ORGANIZATIONAL MAINTENANCE ALW				(7) ILLUS- TRATION	
						(A) 1-5	(B) 6-20	(C) 21-50	(D) 51-100	(A) FIG. NO.	(B) ITEM NO.
X20		NUT, PLAIN, HEXAGON AN438-416 (88044)	C	EA	4						
P O	5305-988-1724	SCREW, MACHINE AN526-420-10 (88044)	C	EA	4	REF	REF	REF	REF		
X20		DOOR, RADIATOR FILLER LEW2215 (36024)		EA	1						
P O	5305-151-2491	SCREW AN510-8-6 (88044)	C	EA	3	*	*	*	*		
X20		NUT, PLAIN, HEXAGON AN438-8 (88044)	C	EA	3						
X20		RAIL, DRIP LEW2211 (36024)	C	EA	2						
X20		PANEL, CENTER LEW2196 (36024)	C	EA	1						
X20		PANEL, CENTER LEW2195 (36024)	C	EA	1						
P O	5305-988-1724	SCREW, MACHINE AN526-420-10 (88044)	C	EA	8	REF	REF	REF	REF		
X20		DOOR, SIDE LEW2207 (36024)	C	EA	4						
P O	5305-984-6191	SCREW, MACHINE MS35223-43 (96906)	C	EA	20	REF	REF	REF	REF		
X20		LINK, SHUTTER LE1886 (36024)	C	EA	1						
X20		SPRING, SHUTTER LE1887 (36024)	C	EA	1						
X20		ARM, SHUTTER LE1885 (36024)	C	EA	1						
X20		NUT, PLAIN, HEXAGON AN438-416 (88044)	C	EA	8						
X20		NUT, PLAIN, HEXAGON AN438-8 (88044)	C	EA	20						
X20		PANEL, TOP LEW2208 (36024)	C	EA	1						
P O	5305-988-1724	SCREW, MACHINE AN526-420-10 (88044)	C	EA	10						
X20		NUT, PLAIN, HEXAGON AN438-416 (88044)	C	EA	10						
P O	5305-984-6191	SCREW, MACHINE AN515-8-6 (88044)	C	EA	12						
X20		NUT, PLAIN, HEXAGON: RADIATOR SHELL MTG. 1/4-20 THD SIZE AN438-416 (88044)	A	EA	6						
P O	2990-980-5844	SCREW, MACHINE: RADIATOR GRILLE AND SHELL MTG AN526-420-10 (88044)	A	EA	12	*	*	*	*		
X20		SEAL, WEATHER: ACCESS DOOR LE2259 (36024)	B	EA	2						
X20		SEAL, WEATHER: CONTROL PANEL LE2258 (36024)	B	EA	1						
X20		SEAL, WEATHER: SIDE DOOR JAMS AND CONTROL PANEL, AND ACCESS DOOR LE2256 (36024)	B	EA	4						
X20		SEAL, WEATHER: CENTER PANEL, RH, LH, AND RADIATOR SHELL LE2257 (36024)	B	EA	5						

(1) SMR CODE	(2) FEDERAL STOCK NUMBER	(3) DESCRIPTION  REF NUMBER & MFR CODE	(4) USABLE ON CODE	(5) UNIT OF MEAS	QTY	(6) 15-DAY ORGANIZATIONAL MAINTENANCE ALW				(7) ILLUS- TRATION	
						(A) 1-5	(B) 6-20	(C) 21-50	(D) 51-100	(A) FIG. NO.	(B) ITEM NO.
P O	5310-550-1130	WASHER, LOCK: TOP PANEL MTG	B	EA	6	REF	REF	REF	REF		
X20		EXTENSION, RADIATOR LEB2353 (36024)	A	EA	1						
X20		EXTENSION, RADIATOR LEW2187 (36024)	C	EA	1						
P O	5310-732-0558	NUT, PLAIN, HEXAGON MS35690-602 (96906)	C	EA	12	REF	REF	REF	REF		
P O	5306-616-1336	SCREW, ASSEMBLED WASHER X5914 (14351)	C	EA	4	*	*	*	*		
X20		LOUVER, REAR LEB2295 (36024)	A	EA	1						
P O	5305-988-1724	SCREW, MACHINE: LOUVER MTG AN526-420-10 (88044)	A	EA	16	REF	REF	REF	REF		
X20		CABLE, GROUND LEW2237 (36024)	A,C	EA	1						
P O	5310-021-9430	NUT, PLAIN, HEXAGON: LOUVER MTG	A	EA	16	REF	REF	REF	REF		
P O	5310-021-9430	NUT, PLAIN, HEXAGON: REAR SHELL AND TOP PANEL MTG	A	EA	29	REF	REF	REF	REF		
P O	5310-934-9757	NUT, PLAIN, HEXAGON: DOOR MTG	A	EA	15	REF	REF	REF	REF		
P O	5310-559-0070	WASHER, LOCK: DOOR MTG	A	EA	15	REF	REF	REF	REF		
P O	5310-889-2528	WASHER, LOCK: REAR SHELL AND TOP PANEL MTG	A	EA	29	REF	REF	REF	REF		
P O	5310-889-2528	WASHER, LOCK: LOUVER MTG	A	EA	16	REF	REF	REF	REF		
X20		SCREW, TAPPING, THREAD FORMING: DOOR MTG AN30-8P6 (88044)	A	EA	5						
P O	5305-269-3213	SCREW, CAP, HEXAGON HEAD MS35291-62 (96906)	C	EA	4	REF	REF	REF	REF		
P O	5305-269-3209	SCREW, CAP, HEXAGON HEAD MS35291-58 (96906)	C	EA	2	REF	REF	REF	REF		
X20		WASHER, LOCK 4020-26-00 (79189)	C	EA	4						
P O	5310-732-0558	NUT, PLAIN, HEXAGON MS35690-602 (96906)	C	EA	4	REF	REF	REF	REF		
X20		NUT, PLAIN, HEXAGON AN436-616 (88044)	C	EA	2						
X20		WASHER, BEVEL 7-16 (71747)	C	EA	4						
X20		BRACKET, HEATER 489544-1 (78385)	C	EA	2						
X20		BRACKET, FUEL TANK LEW2199 (36024)	C	EA	1						
X20		BRACKET, FUEL TANK LEW2200 (36024)	C	EA	1						
X20		BRACKET, REACTOR LEW2201 (36024)	C	EA	1						
P O	5305-269-3209	SCREW, CAP, HEXAGON HEAD MS35291-58 (96906)	C	EA	4	REF	REF	REF	REF		
X20		NUT, PLAIN, HEXAGON AN436-616 (88044)	C	EA	4						



(1) SMR CODE	(2) FEDERAL STOCK NUMBER	(3) DESCRIPTION  REF NUMBER & MFR CODE	(4) USABLE ON CODE	(5) UNIT OF MEAS	QTY	(6) 15-DAY ORGANIZATIONAL MAINTENANCE ALW				(7) ILLUS- TRATION	
						INC IN UNIT	(A) 1-5	(B) 6-20	(C) 21-50	(D) 51-100	(A) FIG. NO.
X20		BRACKET, AIR CLEANER LEW2212 (36024)	C	EA	1						
X20		HOSE, HEATER LEW2191 (36024)	C	EA	1						
X20		HOSE, HEATER LEW2190 (36024)	C	EA	1						
P O	5305-269-3209	SCREW, CAP, HEXAGON HEAD MS35291-58 (96906)	C	EA	10	REF	REF	REF	REF		
X20		CONTROL, REMOTE ASSEMBLY LEW2249 (36024)	C	EA	1						
X20		HOSE, RADIATOR H101 (79470)	C	EA	1						
X20		NUT, PLAIN, HEXAGON AN438-8 (88044)	C	EA	12						
		GROUP 04-REAR PANEL									
P O	5310-696-5173	NUT, ASSEMBLED WASHER: RECEPTACLE SCREW MTG		EA	4	REF	REF	REF	REF	4	1
X20		PANEL, LOWER: REAR SHELL LF1907 (36024)	B	EA	1					4	2
X20		CONNECTOR, RECEPTACLE ELECTRICAL: BATTERY CHARGING 7321299 (00000)		EA	1					4	3
X20		LEAD, BATTERY LEW2243 (36024)	C	EA	1					4	4
X20		LEAD, BATTERY: BATTERY CHARGING RECEPTACLE LE1928 (36024)	A,B	EA	1					4	4
P O	5305-068-0502	SCREW, CAP, HEXAGON HEAD: RECEPTACLE MTG	B	EA	4	REF	REF	REF	REF	4	5
X20		LEAD, BATTERY LEW2242 (36024)	C	EA	1					4	6
X20		LEAD, BATTERY: BATTERY CHARGING RECEPTACLE LE1927 (36024)	A,B	EA	1					4	6
P O	5305-988-1724	SCREW, MACHINE: TOP PANEL ATTACHING REAR SHELL TO SKID, LOWER PANEL TO REAR SHELL, CENTER PANEL TO SKID SUPPORT MTG AN526-420-10 (88044)		EA	60	REF	REF	REF	REF	4	7
		GROUP 05-INSTRUMENT PANEL									
P O		SWITCH, MAGNETO 20304 (72005)	A,B	EA	1	*	*	*	*	5	1
P O	5930-656-7360	SWITCH, ROTARY M7057 (36232)		EA	1	*	*	*	*	5	2
P O	5310-262-3505	WASHER, LOCK: AMMETER AND VOLTMETER MTG	A	EA	12	*	*	*	*	5	8
P O	5310-934-9758	NUT, PLAIN, HEXAGON: CIRCUIT BREAKER MTG	A	EA	2	REF	REF	REF	REF	5	9
P O	5310-822-0984	NUT, PLAIN, HEXAGON: TERMINAL STUD	A	EA	4	*	*	*	*	5	11
P O	5310-721-7879	WASHER, FLAT: TERMINAL STUD	A	EA	4	*	*	*	*	5	12

(1) SMR CODE	(2) FEDERAL STOCK NUMBER	(3) DESCRIPTION  REF NUMBER & MFR CODE	(4) USABLE ON CODE	(5) UNIT OF MEAS	(6) 15-DAY ORGANIZATIONAL MAINTENANCE ALW				(7) ILLUS- TRATION (A) FIG. NO.	(8) (B) ITEM NO.	
					(A) 1-5	(B) 6-20	(C) 21-50	(D) 51-100			
X20		STUD, SHOULDERED T6931-2 (36232)	A,B	EA	2					5	13
P O	5935-974-5439	CONNECTOR, RECEPTACLE 7586 (74545)		EA	2	*	*	*	*	5	14
P O	6645-089-8842	METER, TIME TOTALIZING LF1753 (36024)		EA	1	*	*	*	*	5	18
P O	5305-889-3000	SCREW, MACHINE: TIME TOTALIZING METER MTG		EA	3	*	*	*	*	5	19
P O	6625-990-7087	VOLTMETER MR36W150DCVVR	A,B	EA	1	*	*	*	*	5	20
P O	6625-553-7622	AMMETER MR36W050DCAAR (65092)		EA	1	*	*	*	*	5	21
P O	5305-013-2731	SCREW, MACHINE: AMMETER AND VOLTMETER MTG	A	EA	12	*	*	*	*	5	22
P O	6625-842-0898	VOLTMETER MR36W1H1DCVVR (65092)		EA	1	*	*	*	*	5	23
P O	6625-842-0898	METER, AMMETER MR36W4H4DCAAR (65092)		EA	1	REF	REF	REF	REF	5	24
P O	5930-358-6374	BUTTON, STARTER STB5 (19239)		EA	1	*	*	*	*	5	25
X20		COVER, PROTECTOR LEB2314 (36024)	A	EA	1					5	26
P O	5305-984-6193	SCREW, MACHINE: PROTECTOR COVER MTG	A	EA	2	*	*	*	*	5	27
X20		INSULATOR BUSHING: TERMINAL STUD T4122 (36232)		EA	2					5	28
P O	5305-045-5266	SCREW, MACHINE: CIRCUIT BREAKER MTG	A	EA	2	*	*	*	*	5	29
X20		CONTROL, THROTTLE 3-4700 (70842)		EA	1					5	32
P O		INDICATOR, LIQUID QUANTITY MS24544 (96906)		EA	1	*	*	*	*	5	33
P O		METER, BATTERY MS24532-1 (96906)		EA	1	*	*	*	*	5	34
X20		HANDLE: JOB SELECTOR S8158 (36232)	A,B	EA	1					5	35
P O	5305-723-9399	SETSCREW: HANDLE, JOB SELECTOR AN565D1024H3 (88044)	A,B	EA	1	*	*	*	*	5	36
X20	5305-012-1287	SCREW, MACHINE: SLAVE RECEPTACLE MTG	A	EA	4					5	37
X20		CONNECTOR, RECEPTACLE: SLAVE 7321299 (00000)		EA	1					5	38
P O		INDICATOR, TEMPERATURE, ELECTRICAL RESISTANCE MS245-32 (96906)		EA	1	*	*	*	*	5	39
P O		INDICATOR, PRESSURE MS24541 (96906)		EA	1	*	*	*	*	5	40
X20		LEAD, ELECTRICAL: SLAVE RECEPTACLE INPUT, POSITIVE L3B2285 (36024)	A	EA	1					5	41
X20		LEAD, ELECTRICAL: SLAVE RECEPTACLE INPUT, NEGATIVE L3B2284 (36024)	A	EA	1					5	42
P O	5310-889-2528	WASHER, LOCK: BRACKET MTG	A	EA	8	REF	REF	REF	REF	5	43
P O	5310-696-5173	NUT, EXTENDED WASHER: SLAVE RECEPTACLE MTG		EA	4	REF	REF	REF	REF	5	44

(1) SMR CODE	(2) FEDERAL STOCK NUMBER	(3) DESCRIPTION  REF NUMBER & MFR CODE	(4) USABLE ON CODE	(5) UNIT OF MEAS	(6) 15-DAY ORGANIZATIONAL MAINTENANCE ALW				(7) ILLUS- TRATION		
					(A) 1-5	(B) 6-20	(C) 21-50	(D) 51-100	(A) FIG. NO.	(B) ITEM NO.	
P O		RHEOSTAT: JOB SELECTOR M5090C (36232)		EA	2	*	*	1	1	5	49
P O	5920-994-9299	CIRCUIT BREAKER, INSTRUMENT PANEL E1035 (56054)		EA	1	*	*	*	*	5	50
P O	5310-285-7037	WASHER, LOCK: CIRCUIT BREAKER MTG	A	EA	2					5	51
P O	3531-966-3796	RECEPTACLE M3572 (74545)	A,C	EA	1	*	*	*	*	5	52
P O	5930-994-9385	SWITCH, TOGGLE 82605P (04009)	A,C	EA	1	*	*	*	*	5	53
P O	5930-583-2953	SWITCH, TOGGLE 82601P (04009)		EA	2	*	*	*	*	5	54
X20		LIGHT, PANEL 211310 (72619)	A,B	EA	2					5	55
P O	5930-072-6865	SWITCH, TOGGLE 82721P (04009)	A	EA	1	*	*	*	*	5	56
P O	3431-994-9382	SWITCH, TOGGLE 82723P (04009)	A,B	EA	1	*	*	*	*	5	57
P O		CAPACITOR, FIXED, PAPER DIELECTRIC: INSTRUMENT PANEL (MINIMUM STOCKAGE OF 2 IS AUTHORIZED) MS8098 (14655)		EA	2	*	*	1	1	5	58
P O	5310-934-9741	NUT, PLAIN, HEXAGON: TIME TOTALIZING METER MTG		EA	3	*	*	*	*	5	59
P O	5310-579-0079	WASHER, LOCK: TIME TOTALIZING METER MTG	A,B	EA	3	*	*	*	*	5	60
P O	6240-155-8714	LAMP, INCANDESCENT: 28 V, LAMP, NO. 313 INSTRUMENT PANEL 313 (24446)	A,B	EA	2	*	2	3	6	5	61
P O	5305-984-6192	SCREW, MACHINE: REMOTE CONTROL RECEPTACLE MTG	A	EA	2	*	*	*	*	5	64
X20		SCREW, MACHINE: SWITCH MTG AN515C1024-8 (88044)	A	EA	3					5	65
X20		LIGHT, INDICATOR: PILOT 81410-113 (72619)	C	EA	1						
P O	6240-155-8714	LAMP, INCANDESCENT 313 (24446)	C	EA	1	REF	REF	REF	REF		
M O		LEAD ASSEMBLY: REMOTE CONTROL RECEPTACLE TO TOGGLE SWITCH MANUFACTURE FROM	B	EA	1						
		WIRE, ELECTRICAL, 6 IN. REQUIRED FSN 6145-845-1861	B								
		TERMINAL, LUG, 4 EA FSN 5940-681-9713	B								
P O	5920-280-5002	FUSE, CARTRIDGE GLH10 (71400)		EA	1	*	*	1	2		
X20		FUSEHOLDER HKP (71400)	C	EA	1						
P O	5930-583-2953	SWITCH, TOGGLE 82601P (04009)	C	EA	1	REF	REF	REF	REF		
P O	5310-017-8556	WASHER, LOCK: GROUND STRAP TO FRAME STRUCTURE	B	EA	2	*	*	*	*		
P O	5310-080-9786	WASHER, LOCK: GROUND STRAP SCREW TO CONTROL PANEL	B	EA	2	*	*	*	*		
P O	5310-527-3288	WASHER, LOCK: GROUND STRAP SCREW TO CONTROL PANEL	B	EA	1	*	*	*	*		

(1) SMR CODE	(2) FEDERAL STOCK NUMBER	(3) DESCRIPTION  REF NUMBER & MFR CODE	(4) USABLE ON CODE	(5) UNIT OF MEAS	QTY	(6) 15-DAY ORGANIZATIONAL MAINTENANCE ALW				(7) ILLUS- TRATION	
						INC IN UNIT	(A) 1-5	(B) 6-20	(C) 21-50	(D) 51-100	(A) FIG. NO.
X20		STRAP, GROUND: CONTROL PANEL TO FRAME STRUCTURE LE1090 (36024)	A,B	EA	1						
P O	5305-989-7434	SCREW, MACHINE: GROUND STRAP TO CONTROL PANEL	B	EA	1	*	*	*	*		
P O	5310-934-9751	NUT, PLAIN, HEXAGON: GROUND STRAP SCREW TO CONTROL PANEL	B	EA	1	REF	REF	REF	REF		
P O	5310-574-3912	WASHER, LOCK: LEADS TO TERMINAL STUD MTG	B	EA	4	*	*	*	*		
P O	5310-584-5272	WASHER, LOCK: CONTROL PANEL TO STUD MTG	B	EA	2	*	*	*	*		
P O	5310-721-7879	WASHER, FLAT: CONTROL PANEL TO STUD MTG	B	EA	2	REF	REF	REF	REF		
P O	5310-042-2957	NUT, PLAIN, HEXAGON: STUD TO CONTROL PANEL MTG	B	EA	2	*	*	*	*		
P O	5310-823-8756	NUT, PLAIN, WING: TERMINAL STUD	B	EA	2	*	*	*	*		
P O	5310-768-0318	NUT, PLAIN, HEXAGON: LEADS TO TERMINAL STUD MTG	B	EA	2	*	*	*	*		
M O		LEAD ASSEMBLY: JUMPER, TERMINAL BOARD MANUFACTURE FROM	B	EA	2						
		TERMINAL, 1 EA T2090 (92219)	B								
		WIRE, ELECTRICAL, 4 IN. REQUIRED FOR EACH LEAD ASSEMBLY	B								
M O		CABLE ASSEMBLY: ELECTRODE TERMINAL TO SHUNT MANUFACTURE FROM	B	EA	1						
		WIRE, ELECTRICAL, 8 IN. REQUIRED FSN 6145-190-6960	B								
		TERMINAL, LUG, 2 EA FSN 5940-577-7570	B								
A O		NUT, ASSEMBLED WASHER: PROTECT COVER TO PANEL SCREW	B	EA	2						
P O	5310-596-7693	WASHER, LOCK	B	EA	2	REF	REF	REF	REF		
P O	5310-591-3472	NUT, PLAIN, HEXAGON	B	EA	2	REF	REF	REF	REF		
X20		STRAP, GROUND LE1909 (36024)	C	EA	1						
X20		DIAL M5735 (36232)	C	EA	1						
X20		PLATE, DIAL M6484 (36232)	C	EA	1						
X20		SCREW, MACHINE: CABLE PLUG AN515-8-8 (88044)	C	EA	2						
X20		SCREW, ROUND HEAD AN515C102-8 (88044)	C	EA	3						
X20		LIGHT, PANEL 211310 (72619)	C	EA	2						
P O	6240-155-8714	LAMP, INCANDESCENT 313 (24446)	C	EA	2	REF	REF	REF	REF		

(1)	(2)	(3)	(4)	(5)	(6)				(7)		
SMR CODE	FEDERAL STOCK NUMBER	DESCRIPTION  REF NUMBER & MFR CODE	USABLE ON CODE	UNIT OF MEAS	QTY INC IN UNIT	15-DAY ORGANIZATIONAL MAINTENANCE ALW (C) (D)				ILLUS- TRATION (A) (B)	
						1-5	6-20	21-50	51-100	FIG. NO.	ITEM NO.
P O	5310-550-1130	WASHER, LOCK: CAPACITOR TO CONTROL PANEL SCREW	B	EA	2	REF	REF	REF	REF		
P O	5305-988-1170	SCREW, MACHINE: CAPACITOR TO CONTROL PANEL MTG	B	EA	1	*	*	*	*		
P O	5310-934-9747	NUT, PLAIN, HEXAGON: AUXILIARY GENERATOR RECEPTACLE MTG	B	EA	4	REF	REF	REF	REF		
P O		CONNECTOR, RECEPTACLE ELECTRICAL: AUXILIARY GENERATOR OUTLET MS15482 (96906)	B	EA	2	*	*	*	*		
P O	5305-889-3000	SCREW, MACHINE: AUXILIARY GENERATOR RECEPTACLE MTG	B	EA	4	REF	REF	REF	REF		
X20		PLATE, DIAL: RHEOSTAT M5735 (36732)	B	EA	1						
P O	5305-844-9888	SCREW, TAPPING, THREAD FORMING: CURRENT CONTROL, PLATE MTG	B	EA	4	*	*	*	*		
X20		PLATE, DIAL: CURRENT CONTROL M6484 (36232)	B	EA	1						
P O	5305-984-6192	SCREW, MACHINE: REMOTE CONTROL RECEPTACLE	B	EA	2	REF	REF	REF	REF		
		GROUP 06-REMOTE CONTROL									
P O	5305-723-9399	SETSCREW AN565D1024H3 (88044)	A,B	EA	1	REF	REF	REF	REF	6	1
X20		HANDLE, CONTROL: RHEOSTAT S8158 (36232)		EA	1					6	2
X20		PLATE, DIAL: JOB SELECTOR M10088 (36232)	A	EA	2					6	3
X20		DIAL, INDICATOR: JOB SELECTOR, REMOTE M5735 (36232)	B,C	EA	1					6	3
X20		SCREW, MACHINE: RHEOSTAT MTG MS35206-263 (96906)	A,B	EA	2					6	4
P O	5310-550-1130	WASHER, LOCK: RHEOSTAT SCREW MTG AN936A416 (88044)		EA	2	REF	REF	REF	REF	6	5
X20		CONTROL, REMOTE LE1905 (36024)		EA	1					6	6
P O	5905-718-6063	RHEOSTAT: JOB SELECTOR M5090C (36232)		EA	2	*	*	*	1	6	7
X20		COVER: REMOTE CONTROL BOX LE1906 (36024)		EA	1					6	8
P O	5305-969-6914	SCREW, TAPPING, THREAD FORMING: COVER TO REMOTE BOX	A,B	EA	4	*	*	*	*	6	9
X20		CABLE ASSEMBLY: REMOTE CONTROL BOX TO PANEL LE1970 (36024)		EA	1					6	10
X20		PLUG, CABLE: REMOTE CONTROL 7554 (74545)		EA	1					6	11

(1) SMR CODE	(2) FEDERAL STOCK NUMBER	(3) DESCRIPTION  REF NUMBER & MFR CODE	(4) USABLE ON CODE	(5) UNIT OF MEAS	QTY	(6) 15-DAY ORGANIZATIONAL MAINTENANCE ALW				(7) ILLUS- TRATION	
						INC IN UNIT	(A) 1-5	(B) 6-20	(C) 21-50	(D) 51-100	(A) FIG. NO.
		GROUP 07-CURRENT CONTROL									
X20		CABLE: REACTOR TO SHUNT LEB59 (36024)	A	EA	1					7	15
X20		HANDLE, REACTOR: CURRENT CONTROL M7808 (36232)	A	EA	1					7	16
X20		SETScrew: HANDLE, CURRENT CONTROL AN565E416H6 (88044)	A	EA	1					7	17
P O	5310-768-0318	NUT, PLAIN, HEXAGON: CURRENT CONTROL CABLE MTG	A,B	EA	1	REF	REF	REF	REF	7	30
X20		HANDLE S8158 (36232)	C	EA	1						
		GROUP 08-HEATER AND BLOWER ASSEMBLY									
X20R		HEATER, COOLANT, ENGINE 939C24 (78385)	C	EA	1					8	
P O	4730-770-9059	CLAMP, HOSE: COMBUSTION AIR 488788 (78385)	C	EA	1	*	*	*	*	8	1
X20		HOSE, AIR DUCT 484105 (78385)	C	EA	1					8	2
P O	4730-277-5868	CLAMP, HOSE 489408 (78385)	C	EA	1	*	*	*	*	8	3
P O	5310-333-7341	NUT, PLAIN, HEXAGON 487283 (78385)	C	EA	1	*	*	*	*	8	4
X20		BLOWER, COMBUSTION, CENTRIFUGAL G489460 (78385)	C	EA	1					8	5
P O	5930-678-1214	SWITCH, FLAME DETECTOR G489439 (78385)	C	EA	1	*	*	*	*	8	6
P O	5310-333-7341	NUT, PLAIN, HEXAGON 487283 (78385)	C	EA	2	REF	REF	REF	REF	8	7
X20		COVER, INLET, IGNITER END 489406 (78385)	C	EA	1					8	8
X20		LEAD, ELECTRICAL: GROUND G486216 (78385)	C	EA	1					8	9
P O	5310-685-7051	NUT, EXTENDED WASHER 487283 (78385)	C	EA	1	*	*	*	*	8	10
P O	5310-579-0079	WASHER, LOCK 79372 (78385)	C	EA	3	REF	REF	REF	REF	8	11
P O	5305-537-0450	SCREW, ASSEMBLED WASHER 487274 (78385)	C	EA	1	*	*	*	*	8	12
P O	5310-061-0004	WASHER, LOCK 475005 (78385)	C	EA	2	*	*	*	*	8	13
P O	2540-312-2017	IGNITER, HEATER G474942 (72385)	C	EA	1	*	1	2	3	8	14
P O	5310-934-9762	NUT, PLAIN, HEXAGON 7228 (78385)	C	EA	2	*	*	*	*	8	15
P O	2540-752-0358	GASKET, IGNITER 475067 (78385)	C	EA	1	*	*	*	1	8	16
P O	4520-714-1927	VALVE, SOLENOID: FUEL G701155 (78385)	C	EA	1	*	*	*	*	8	17
X20		SCREW, ASSEMBLED WASHER 700158 (78385)	C	EA	2					8	18

(1) SMR CODE	(2) FEDERAL STOCK NUMBER	(3) DESCRIPTION  REF NUMBER & MFR CODE	(4) USABLE ON CODE	(5) UNIT OF MEAS	QTY	(6) 15-DAY ORGANIZATIONAL MAINTENANCE ALW				(7) ILLUS- TRATION	
						INC IN UNIT	(A) 1-5	(B) 6-20	(C) 21-50	(D) 51-100	(A) FIG. NO.
X20		FLANGE, FUEL LINE 488164 (78385)	C	EA	1					8	19
X20		PLATE, TAPPING 488163 (78385)	C	EA	1					8	20
P O	4730-278-8829	NUT, TUBE COUPLING 39337 (78385)	C	EA	1	*	*	*	*	8	21
P O	4730-278-8764	SLEEVE, COMPRESSION, TUBE HOSE FITTING 4208 (78385)	C	EA	1	*	*	*	*	8	22
P O	5905-651-7272	RESISTOR, FIXED, WIRE WOUND 489852 (78385)	C	EA	1	*	*	*	1	8	23
X20		COVER, THERMOSTAT 489414 (78385)	C	EA	1					8	24
P O	5310-011-2432	NUT, PLAIN, HEXAGON 64459 (78385)	C	EA	1	*	*	*	*	8	25
X20		WASHER, LOCK 61086 (78385)	C	EA	1					8	26
P O	4520-678-7768	CONTROL, TEMPERATURE, OVERHEAT 700245 (78385)	C	EA	1	*	*	*	*	8	27
X20		PACKING, PREFORMED 700138 (78385)	C	EA	1					8	28
P O	5305-182-5191	SCREW 489426 (78385)	C	EA	2	*	*	*	*	8	29
X20		LEAD, ELECTRICAL G489436 (78385)	C	EA	1					8	30
X20		TERMINAL BOARD 488961 (78385)	C	EA	1					8	31
P O	5305-592-9988	SCREW, ASSEMBLED WASHER 488559 (78385)	C	EA	4	*	*	*	*	8	32
P O	5305-826-3654	SCREW, ASSEMBLED WASHER 488066 (78385)	C	EA	14	*	*	*	*	8	33
X20		STRIP, HEATER 701172 (78385)	C	EA	1					8	34
X20		SUPPORT, TERMINAL 701173 (78385)	C	EA	1					8	35
X20		GROMMET, RUBBER 485346 (78385)	C	EA	1					8	36
X20		GROMMET, RUBBER 475127 (78385)	C	EA	1					8	37
X20		BURNER ASSEMBLY, HEATE G489424 (78385)	C	EA	1					8	38
X20		NAMEPLATE: HEATER 701157 (78385)	C	EA	1					8	39
P O	5320-801-1548	RIVET, BLIND 488755 (78385)	C	EA	4	*	*	*	*	8	40
X20		SCREW 488730 (78385)	C	EA	1					8	42
P O	2540-319-5934	WICK 488842 (78385)	C	EA	1	*	*	1	2		
P O	2910-735-4014	PUMP, FUEL, ELECTRIC: HEATER 475953 (06840)	C	EA	1	*	*	*	*	8	43
X20		HOSE ASSEMBLY LEW2246 (36024)	C	EA	1					8	44
P O	4730-274-7406	CLAMP, HOSE 488290 (78385)	C	EA	2	*	*	*	*	8	46

(1) SMR CODE	(2) FEDERAL STOCK NUMBER	(3) DESCRIPTION  REF NUMBER & MFR CODE	(4) USABLE ON CODE	(5) UNIT OF MEAS	(6) QTY INC IN UNIT	(6) 15-DAY ORGANIZATIONAL MAINTENANCE ALW				(7) ILLUS- TRATION (A) FIG. NO.	(8) (B) ITEM NO.
						(A) 1-5	(B) 6-20	(C) 21-50	(D) 51-100		
P O	5305-794-1104	SCREW, MACHINE 18672 (78385)	C	EA	9	*	*	*	*	9	1
P O	5310-791-1402	NUT, SHEET, SPRING 489319 (78385)	C	EA	9	*	*	*	*	9	2
X20		COVER, BLOWER HOUSING 489458 (78385)	C	EA	1					9	3
X20		FAN, CENTRIFUGAL: BLOWER G484-46 (78385)	C	EA	1					9	4
P O	5305-181-0866	SCREW 487276 (78385)	C	EA	3	*	*	*	*	9	5
X20		HOUSING, BLOWER G489459 (78385)	C	EA	1					9	6
P O	6105-787-8532	MOTOR, DIRECT CURRENT G700139 (78385)	C	EA	1	*	*	*	*	9	7
X20		SPACER, SLEEVE 484125 (78385)	C	EA	3					9	8
P O	5910-860-5413	CAPACITOR ASSEMBLY, ENGINE HEATER G489407 (78385)	C	EA	1	*	*	*	1	9	9
P O	5977-636-1400	BRUSH, ELECTRICAL CONTACT 486534 (78385)	C	EA	2	*	2	3	6	9	10
X20		BELL, END G488739 (78385)	C	EA	1						
X20		BELL, END G489404 (78385)	C	EA	1						
P O	5310-559-0070	WASHER, LOCK 79404 (78385)	C	EA	2	REF	REF	REF	REF		
X20		NUT 94291 (78385)	C	EA	2						
X20		WASHER, LOCK 76842 (78385)	C	EA	2						
X20		WASHER, SPRING 485281 (78385)	C	EA	1						
X20		SPACER, BRUSH HOLDER 489222 (78385)	C	EA	4						
P O	5305-456-2582	SCREW, MACHINE 170677 (78385)	C	EA	1	*	*	*	*		
X20		TUBE 48X4 (79470)	C	EA	2						
X20		NAMEPLATE: HEATER 701157 (78385)	C	EA	1						
P O	5320-801-1548	RIVET, BLIND 488755 (78385)	C	EA	4	REF	REF	REF	REF		
X20		ADAPTER, STRAIGHT, PIPE TO TUBE LE1883 (36024)	C	EA	1						
P O	4730-555-1152	ADAPTER, STRAIGHT, TUBE 10004-404 (79470)	C	EA	1	*	*	*	*		
X20		HOSE, RADIATOR H101 (79470)	C	EA	1						
X20		ADAPTER, STRAIGHT 10004-102 (79470)	C	EA	1						
P O	4730-555-1152	ADAPTER, STRAIGHT, TUBE 10004-404 (79470)	C	EA	2	REF	REF	REF	REF		



(1) SMR CODE	(2) FEDERAL STOCK NUMBER	(3) DESCRIPTION  REF NUMBER & MFR CODE	(4) USABLE ON CODE	(5) UNIT OF MEAS	QTY	(6) 15-DAY ORGANIZATIONAL MAINTENANCE ALW				(7) ILLUS- TRATION	
						INC IN UNIT	(A) 1-5	(B) 6-20	(C) 21-50	(D) 51-100	(A) FIG. NO.
		GROUP09-FUEL TANK AND STRAINER									
P O	6680-980-5843	TRANSMITTER, LIQUID LM62-1816 (36024)		EA	1	*	*	*	*	10	1
X20		SCREW, TAPPING, THREAD FORMING: FUEL SENDER MTG 111688 (00000)	A,B	EA	5					10	2
P O	2910-141-9758	CAP, FUEL TANK MS35645-1 (96906)	A,B	EA	1	*	*	*	1	10	3
P O	2910-992-8626	CAP, FUEL TANK LE1917 (36024)	C	EA	1	*	*	*	1	10	3
X1		GASKET, FUEL TANK CAP MS35643-1 (96906)	A,B	EA	1					10	4
X20		GASKET: TANK CAP LE1918 (36024)	C	EA	1					10	4
X20		STRAINER, FUEL TANK LEW2252 (36024)	A,B	EA	1					10	5
X20		STRAINER, FUEL TANK LEW2253 (36024)	C	EA	1					10	5
X20		TANK, FUEL ENGINE LE1917 (36024)		EA	1					10	6
P O	4730-204-1993	BUSHING, PIPE: FUEL TANK TO NIPPLE 3226X2 (79470)		EA	1	*	*	*	*	10	7
P O	4730-204-1993	BUSHING, PIPE: BUSHING TO STRAINER 3326X2 (79470)		EA	1	REF	REF	REF	REF	10	8
X20		STRAINER, FUEL MS51086 (96906)	A,C	EA	1						
X1		COVER, FUEL STRAINER 854071 (70040)		EA	1					10	9
X1		GASKET: SEALING X170040854347EA11011 FILTER ELEMENT, FLUID PRESSURE 854390 (70040)		EA	1					10	10
P O	2910-594-2293	GASKET: BOWL 854389 (70040)		EA	1	*	2	4	8	10	12
P O	2910-025-6407	BOWL, SEDIMENT, FUEL PUMP: GLASS 854237 (70040)		EA	1	*	*	1	2	10	13
X20		TUBE ASSEMBLY, METAL: FUEL LE1929 (36024)		EA	1					10	14
X20		BRACKET, FUEL TANK: REAR LEB2306 (36024)	A	EA	1					10	15
M O		HOSE: FUEL TANK DRAIN MANUFACTURE FROM	A,B	EA	1					10	16
		HOSE, NONMETALLIC, 3 FT, 6 IN. REQUIRED FSN 4720-289-0065	A,B								
P O		LINE LEW2248 (36024)	C	EA	1	*	*	*	*	10	16
X20		COCK, DRAIN 211273 (79470)		EA	1					10	17
P O	5305-269-3209	SCREW, CAP, HEXAGON HEAD: FUEL TANK MOUNTING MS35291-58 (96906)	A	EA	8	REF	REF	REF	REF	10	18
X20		BRACKET, FUEL TANK: FRONT LEB2301 (36024)	A	EA	1					10	19
P O	5310-061-1258	WASHER, LOCK: FUEL TANK TO BRACKET AND BRACKET TO BRACKET	A	EA	8	REF	REF	REF	REF	10	20

(1) SMR CODE	(2) FEDERAL STOCK NUMBER	(3) DESCRIPTION  REF NUMBER & MFR CODE	(4) USABLE ON CODE	(5) UNIT OF MEAS	(6) 15-DAY ORGANIZATIONAL MAINTENANCE ALW				(7) ILLUS- TRATION		
					(A) 1-5	(B) 6-20	(C) 21-50	(D) 51-100	(A) FIG. NO.	(B) ITEM NO.	
P O	5310-616-1737	NUT, PLAIN, HEXAGON: FUEL TANK TO BRACKET AND BRACKET TO BRACKET		EA	8	*	*	*	*	10	21
			A								
P O	2910-065-5280	GASKET: SENDER LE1918 (36024)		EA	1	*	*	*	*	10	22
			A,B								
P O	5315-514-2660	PIN, RETAINING: FUEL TANK CAP MS29523-1 (96906)		EA	1	*	*	*	*	10	23
			A,B								
M O		CHAIN, WELDLESS MANUFACTURE FROM:		EA	1					10	24
			A,B								
		CHAIN, WELDLESS, 7 IN. REQUIRED FSN 4010-262-1552		A,B							
X20		WASHER, FLAT: FUEL TANK TO FUEL TANK BRACKET SCREW STDMB0ESMP15-101 (43999)		EA	4						
			B								
P O	5310-696-5176	NUT, ASSEMBLED WASHER: FUEL TANK BRACKET TO RAIL AND FUEL TANK TO BRACKET		EA	6	REF	REF	REF	REF		
			B								
P O	5305-269-3210	SCREW, CAP, HEXAGON HEAD: FUEL TANK BRACKET TO RAIL, FUEL TANK TO BRACKET MTG		EA	6	*	*	*	*		
			B								
X20		SEAL: FUEL TANK FILLER NECK TO TOP PANEL MTG 287H2 (27315)		EA	1						
			A								
X20		FILTER, FLUID PRESSURE MS51086-1 (96906)		EA	1						
			B								
X20	4820-287-4268	COCK, DRAIN: RADIATOR		EA	1						
			B								
X20		HOSE, FUEL LINE LEW2245 (36024)		EA	1						
			C								
X20		SCREW, TAPPING, THREAD FORMING 11688 (00000)		EA	5						
			C								
P O	4730-263-2733	TEE, PIPE 3750X2 (79470)		EA	1	*	*	*	*		
			C								
		GROUP 10-BRUSH HOLDER, BRUSHES AND COVER									
P O	5305-984-6210	SCREW, MACHINE: COVER MTG AN515-10-8 (88044)		EA	1	*	*	*	*	11	1
P O	5310-576-5752	WASHER, LOCK: COVER MTG		EA	1	*	*	*	*	11	2
X20		COVER, END: EXCITER M7087 (36232)		EA	1					11	3
P O	5310-889-2528	WASHER, LOCK: CAPACITOR TO EXCITER FRAME SCREW		EA	2	REF	REF	REF	REF	11	4
			A,B								
X20	5305-988-1170	SCREW, MACHINE: CAPACITOR TO EXCITER FRAME SCREW		EA	2					11	5
			A,B								
P O	5977-165-0845	BRUSH, ELECTRICAL CONTACT (MINIMUM STOCKAGE OF 4 IS AUTHORIZED) T7554 (36232)		EA	4	1	3	6	13	11	8
P O	5305-989-7434	SCREW, MACHINE: BRUSH LEAD MTG		EA	2	REF	REF	REF	REF	11	9
			A,B								
M O		LEAD ASSEMBLY: EXCITER CAPACITOR TO BRUSH MANUFACTURE FROM:		EA	2					11	11
			A,B								
		TERMINAL, LUG, 4 EA FSN 5940-050-6207		A,B							

(1) SMR CODE	(2) FEDERAL STOCK NUMBER	(3) DESCRIPTION  REF NUMBER & MFR CODE	(4) USABLE ON CODE	(5) UNIT OF MEAS	(6) 15-DAY ORGANIZATIONAL MAINTENANCE ALW				(7) ILLUS- TRATION	
					(A) 1-5	(B) 6-20	(C) 21-50	(D) 51-100	(A) FIG. NO.	(B) ITEM NO.
		WIRE, ELECTRICAL, 4 1/2 IN. REQUIRED FOR EACH LEAD ASSEMBLY FSN 6145-845-1861	A,B							
P O	5310-761-6882	NUT, PLAIN, HEXAGON: CAPACITOR TO EXCITER FRAME SCREW	EA	2	REF	REF	REF	REF	11	12
P O		CAPACITOR: WELDING GENERATOR AND EXCITER CA482 (14655)	EA	6	*	1	2	4	11	13
M O		GROUP 11-BRUSH HOLDERS, CAPACITORS, EXCITER LEAD ASSEMBLY: CAPACITOR TO GENERATOR BRUSH HOLDER MANUFACTURE FROM: TERMINAL, LUB, 4 EA TERMINAL, LUB, 4 EA WIRE, ELECTRICAL, 6 IN. REQUIRED FOR EACH LEAD ASSEMBLY FSN 6145-845-1861	EA	4					12	10
P O	5306-225-8494	BOLT, MACHINE: CAP PLATE TO LEAD	EA	4	REF	REF	REF	REF	12	11
P O	5977-237-1582	BRUSH, ELECTRICAL CONTACT: WELDING GENERATOR (MINIMUM STOCKAGE OF 8 IS AUTHORIZED) T344 (36232)	EA	8	1	6	12	26	12	12
X20		SCREW, MACHINE: PLATE TO LEAD MTG AN515C516-8 (88044)	EA	4					12	13
P O	5305-088-5964	SCREW, TAPPING, THREAD FORMING: COVER MTG S9225-2 (36232)	EA	3	*	*	*	*	12	17
X20		COVER, GENERATOR BRACKET: GENERATOR M5583 (36232)	EA	1					12	18
P O	5305-988-1170	SCREW, MACHINE: CAPACITOR MTG, GENERATOR BRUSH	EA	4	REF	REF	REF	REF	12	19
P O	5310-889-2528	WASHER, LOCK: CAPACITOR MTG, GENERATOR BRUSH	EA	4	REF	REF	REF	REF	12	20
P O		CAPACITOR: WELDING GENERATOR AND EXCITER CA482 (14655)	EA	6	REF	REF	REF	REF	12	21
P O	5910-577-1348	CAPACITOR, FIXED, PAPER DIELECTRIC: 0.01 UF, 500 V, AC/DC CA472 (14655)	EA	4	*	1	1	3	12	21
P O	5310-761-6882	NUT, PLAIN, HEXAGON: CAPACITOR MTG, GENERATOR BRUSH	EA	4	REF	REF	REF	REF	12	22
X20		GROUP 12-WELDING GENERATOR PLATE, IDENTIFICATION: GENERATOR T8293 (36232)	EA	1					13	29
P O	5305-253-5620	SCREW, DRIVE: GENERATOR PLATE	EA	2	*	*	*	*	13	30
X20		WASHER, LOCK AN936AB816 (88044)	EA	4						

(1)	(2)	(3)	(4)	(5)	(6)				(7)	
SMR	FEDERAL	DESCRIPTION	USABLE	UNIT	15-DAY ORGANIZATIONAL				ILLUS-	
CODE	STOCK		ON	OF	MAINTENANCE	ALW	(C)	(D)	TRATION	(B)
	NUMBER	REF NUMBER & MFR CODE	CODE	MEAS	(A)	(B)	(C)	(D)	(A)	(B)
				IN	1-5	6-20	21-50	51-100	FIG.	ITEM
				UNIT					NO.	NO.
		GROUP 13-GENERATOR EXCITER								
P O	5310-595-7237	WASHER, LOCK: CASE TO FRAME, EXCITER MS35333-25 (96906)		EA	2	REF	REF	REF	REF	14 17
P O	5305-071-2240	SCREW, CAP, HEXAGON HEAD: CASE TO FRAME MS35297-11 (96906)		EA	2	*	*	*	*	14 18
		GROUP 14-TIMING AND SPEED CONTROL								
X20		CONTROL ASSEMBLY: SPEED CONTROL R57 (36232)	C	EA	1					15
		GROUP 15-AIR CLEANER								
X20		AIR CLEANER, INTAKE C18994 (00736)		EA	1					16
P O	5310-889-2606	NUT, PLAIN, WING: COVER TO BOWL	A,B	EA	1	*	*	*	*	16 1
X20		COVER, AIR CLEANER F140-800 (00736)	A,B	EA	1					16 2
X20		ELEMENT, AIR CLEANER F140-07 (00736)	A,B	EA	1					16 3
X20		BOWL, AIR CLEANER P16950-851 (00736)	A,B	EA	1					16 4
P O	5330-542-1186	GASKET, AIR CLEANER 30B06 (00736)	A,B	EA	1					16 5
X1		BASE, AIR CLEANER 71E (00736)	A,B	EA	1					
X20		HOSE, AIR CLEANER LE1895 (36024)		EA	1					16 6
X20		TUBE, MANIFOLD T100 (36024)		EA	1					16 7
X20		CLAMP, HOSE QS500M32S (08484)		EA	4					16 8
X20		HOSE, AIR CLEANER: AIR CLEANER TO CARBURETOR LE1896 (36024)		EA	1					16 9
X20		BRACKET, AIR CLEANER LE1894 (36024)		EA	1					16 10
P O	5310-616-1737	NUT, PLAIN, HEXAGON: AIR CLEANER BRACKET		EA	2	REF	REF	REF	REF	16 11
P O	5310-061-1258	WASHER, LOCK: AIR CLEANER BRACKET MOUNTING		EA	5	REF	REF	REF	REF	16 12
P O	5305-269-3209	SCREW, CAP, HEXAGON HEAD: AIR CLEANER BRACKET MTG		EA	2	REF	REF	REF	REF	16 13
X20		STRAP, HEATER LE1915 (36024)		EA	1					16 14
P O	5310-559-0070	WASHER, LOCK: HEATER STRAP TO MANIFOLD MTG		EA	2	REF	REF	REF	REF	16 15
P O	5305-989-7435	SCREW, MACHINE: HEATER STRAP TO MANIFOLD MTG		EA	2	*	*	*	*	16 16

(1) SMR CODE	(2) FEDERAL STOCK NUMBER	(3) DESCRIPTION  REF NUMBER & MFR CODE	(4) USABLE ON CODE	(5) UNIT OF MEAS	QTY	(6) 15-DAY ORGANIZATIONAL MAINTENANCE ALW				(7) ILLUS- TRATION (A) FIG. NO.	(B) ITEM NO.
						(A) 1-5	(B) 6-20	(C) 21-50	(D) 51-100		
		GROUP 16-MUFFLER									
X10		GASKET, ADAPTER E600S210 (14351)		EA	1		SEE 2805	KIT -679	FSN -5780	17	1
X20		FLANGE EXHAUST: MUFFLER TO MANIFOLD F226F212 (14351)		EA	1					17	2
X20		WASHER, LOCK: ADAPTER TO MANIFOLD MOUNTING A7 (39215)		EA	2					17	3
P O	5310-732-0558	NUT, PLAIN, HEXAGON: ADAPTER TO MANIFOLD MTG		EA	2	REF	REF	REF	REF	17	4
P O	2990-983-8825	MUFFLER, EXHAUST LE1752 (36024)		EA	1	*	*	*	1	17	5
X20		CLAMP, LOOP: EXHAUST METAL HOSE AND ELBOW MTG 4075 (94257)		EA	3					17	6
X20		ELBOW: EXHAUST MUFFLER LM62-1809 (36024)		EA	1					17	7
X20		HOSE, METAL: EXHAUST LM62-1810 (36024)	A,B	EA	1					17	8
X20		TUBE, EXHAUST LM62-1782 (36024)		EA	1					17	9
P O	5305-013-2768	SCREW, MACHINE: CLAMP MTG		EA	1	*	*	*	*	17	10
X20		CLAMP: EXHAUST TUBE MTG LM62-1820 (36024)		EA	1					17	11
P O	5305-958-4359	SCREW, MACHINE: RAIN CAP CLAMPING AN520-8-10 (88044)		EA	1	*	*	*	*	17	12
X20		CAP ASSEMBLY, PROTECTION LM62-1808 (36024)		EA	1					17	13
P O	5315-298-1481	PIN, COTTER: RAIN CAP AN380-4-6 (88044)		EA	1	*	*	*	*	17	14
X20		NUT, PLAIN, HEXAGON: RAIN CAP AND EXHAUST TUBE CLAMP MTG AN438-8 (88044)		EA	3					17	15
		GROUP 17-CARBURETOR AND FUEL PUMP									
P O	4730-524-7818	ELBOW, PIP TO TUBE: STRAINER TO L1	A,B	EA	2	*	*	*	*	18	1
P O	2910-358-5057	PUMP, FUEL		EA	1	*	*	1	2	18	2
X10		GASKET: FUEL PUMP MTG 16FV201 (14351)		EA	1		SEE 2805	KIT -679	FSN -5780	18	3
P O	4730-288-9953	ADAPTER, STRAIGHT, PIPE TO TUBE: FUEL PUMP	A,B	EA	1	*	*	*	*	18	4
X20		LINE, FUEL PUMP: FUEL PUMP TO CARBURETOR, 5/16 IN. OD, 10-5/8 IN. LG LE1930 (36024)	B	EA	1					18	5
X20		STUD: CARBURETOR MTG LE1923 (36024)		EA	2					18	6
X10		GASKET: CARBURETOR MTG S4F203 (14351)		EA	1		SEE 2805	KIT -679	FSN -5780	18	7
P O	5310-595-7237	WASHER, LOCK: CARBURETOR MTG MS35333-42 (96906)		EA	2	REF	REF	REF	REF	18	8

(1) SMR CODE	(2) FEDERAL STOCK NUMBER	(3) DESCRIPTION  REF NUMBER & MFR CODE	(4) USABLE ON CODE	(5) UNIT OF MEAS	(6) 15-DAY ORGANIZATIONAL MAINTENANCE ALW				(7) ILLUS- TRATION		
					(A) INC IN UNIT	(B)	(C)	(D)	(A) FIG. NO.	(B) ITEM NO.	
P O	5310-176-8162	NUT, PLAIN, HEXAGON: CARBURETOR MTG AN335-6 (88044)		EA	2	*	*	*	*	18	9
P O	2910-951-8231	CARBURETOR, FLOAT 0-12368 (79960)		EA	1	*	*	1	2	18	10
P O	5306-576-0537	BOLT, MACHINE: FUEL PUMP ATTACHING	B	EA	2	*	*	*	*	18	11
X20		WASHER, LOCK: FUEL PUMP MTG 13XX202 (14351)	A,B	EA	2					18	12
P O	2910-422-9293	GASKET SET: CARBURETOR C181-74 (79960)	A,B	EA	1	*	*	1	2		
		1 EA, GASKET: CARBURETOR BOWL C142-21 (79960) FSN 5330-360-7638	A,B							18	13
		0 EA, WASHER, NONMETALLIC (1) T56-12 (79960) FSN 5330-362-2436	A,B								
		0 EA, WASHER, NONMETALLIC (1) T56-4 (79960) FSN 5330-291-9923	A,B								
		0 EA, WASHER, NONMETALLIC (1) T56-48 (79960)	A,B								
		0 EA, WASHER, NONMETALLIC (1) T56-24 (79960) FSN 5330-358-5683	A,B								
		0 EA, WASHER, NONMETALLIC (3) T56-23 (79960) FSN 5330-176-4123	A,B								
P O	5310-880-7744	NUT, PLAIN, HEXAGON	C	EA	2	*	*	*	*		
X20		NUT, PLAIN, HEXAGON: FUEL PUMP MTG 1539837 (70040)	A	EA	2						
P O	5310-407-9566	WASHER, LOCK	C	EA	2	*	*	*	*		
P O	5330-291-8972	GASKET C141-4-1 (79960)	C	EA	1	*	*	1	2		
X20		WASHER, NONMETALLIC: HEAD T56-3 (79960)	B	EA	1						
		GROUP 18-OIL FILTER									
P O	5306-396-0855	BOLT, SHOULDER: OIL FILTER COVER 11580 (73370)	B	EA	1	*	*	*	*	19	1
P O	5305-710-4195	SCREW, CAP, HEXAGON HEAD: OIL FILTER COVER MS35290-90 (96906)	A,C	EA	1	*	*	*	*	19	1
X20		WASHER, FLAT: OIL FILTER COVER BOLT MS15795-517 (96906)	A,C	EA	1					19	2
P O	5310-262-3000	WASHER, FLAT: OIL FILTER COVER BOLT 11581 (73370)	B	EA	1	*	*	*	*	19	2
X20		COVER, OIL FILTER 11559 (73370)		EA	1					19	3
P O	2940-679-3595	GASKET: COVER TO CASE 11582 (73370)	A,C	EA	1	4	15	30	63	19	4
X20		SPRING, HELICAL, COMPRESSION: OIL FILTER COVER 11583 (73370)		EA	1					19	5

(1) SMR CODE	(2) FEDERAL STOCK NUMBER	(3) DESCRIPTION  REF NUMBER & MFR CODE	(4) USABLE ON CODE	(5) UNIT OF MEAS	(6) 15-DAY ORGANIZATIONAL MAINTENANCE ALW				(7) ILLUS- TRATION		
					(A) 1-5	(B) 6-20	(C) 21-50	(D) 51-100	(A) FIG. NO.	(B) ITEM NO.	
P O	2940-141-9025	FILTER ELEMENT, FLUID, PRESSURE C21P (73370)		EA	1	4	15	30	63	19	6
X20		FILTER, BODY FLUID 5310 (73370)		EA	1					19	7
P O	4730-231-5632	ELBOW, PIPE TO TUBE: INLET AND OUTLET FILTER HOSE X12489 (14351)		EA	2	*	*	*	*	19	8
M O		LINE ASSEMBLY: OIL FILTER TO CRANKCASE, FILTER INLET TO BLOCK TEE MANUFACTURE FROM:		EA	1						
		ADAPTER, STRAIGHT, TUBE TO HOSE, 1 EA FSN 4730-362-6656	B							19	9
		HOSE NONMETALLIC, 10 IN. REQUIRED FSN 4720-289-5213	B							19	10
		ADAPTER, STRAIGHT, TUBE TO HOSE, 1 EA FSN 4730-202-9381	B							19	11
M O		HOSE ASSEMBLY, NONMETALLIC: OIL FILTER OUTLET TO BLOCK MANUFACTURE FROM		EA	1						
		HOSE, NONMETALLIC, 8 IN. REQUIRED FSN 4720-289-5213	B							19	12
		ADAPTER, STRAIGHT, TUBE TO HOSE, 1 EA FSN 4730-362-6656	B								
		ADAPTER, STRAIGHT, PIPE TO HOSE, 1 EA FSN 4730-202-9381	B								
P O	5305-781-7241	SCREW, MACHINE: FILTER STRAP		EA	2	*	*	*	*	19	13
P O	5310-407-9566	WASHER, LOCK: FILTER STRAP MTG MS35338-45 (96906)		EA	2	REF	REF	REF	REF	19	14
P O	5310-407-9566	WASHER, LOCK: OIL FILTER STRAP MS35338-45 (96906)	B	EA	2	REF	REF	REF	REF	19	14
X20		STRAP, BRACKET, OIL FILTER: 102153 (73370)		EA	2					19	15
P O	5310-880-7744	NUT, PLAIN, HEXAGON: OIL FILTER TO BRACKET STUD MTG MS35690-502 (96906)	B	EA	4	REF	REF	REF	REF	19	16
P O	5310-167-0721	WASHER, LOCK: FILTER STRAP MTG MS35333-41 (96906)		EA	4	REF	REF	REF	REF	19	17
P O	5310-081-4219	WASHER, FLAT: FILTER STRAP MTG MS15795-212 (96906)		EA	4	REF	REF	REF	REF	19	18
P O	5310-199-6946	NUT, PLAIN, SQUARE: OIL FILTER STRAP 12384 (73370)	A,C	EA	2	*	*	*	*	19	19
X20		BRACKET, FILTER ASSEMBLY PF218-3510 (14351)		EA	1					19	20
X20		HOSE ASSEMBLY, RUBBER: OIL FILTER TO BLOCK X8016-10 (14351)	A,C	EA	1						
P O	4730-639-9988	HOSE ASSEMBLY, RUBBER: OIL FILTER X8016-8 (14351)		EA	1	*	*	*	1		
P O	5305-984-5684	SCREW, MACHINE: FILTER STRAP MTG AN515-516-40 (88044)		EA	2	*	*	*	*		
P O	5310-880-7744	NUT, PLAIN, HEXAGON: OIL FILTER TO BRACKET STUD MS35690-502 (96906)	A,C	EA	4	REF	REF	REF	REF		
X20		FILTER, FLUID, PRESSURE F21P (73370)	A,C	EA	1						
X20		FILTER, LIQUID PRESSURE F21P2 (73370)	B	EA	1						

(1)	(2)	(3)	(4)	(5)	(6)				(7)	(8)	
SMR CODE	FEDERAL STOCK NUMBER	DESCRIPTION  REF NUMBER & MFR CODE	USABLE ON CODE	UNIT OF MEAS	QTY INC IN UNIT	15-DAY ORGANIZATIONAL MAINTENANCE ALW (C) (D)				ILLUS- TRATION (A) FIG. NO.	(B) ITEM NO.
						1-5	6-20	21-50	51-100		
X20		COVER 5241 (73370)	A,C	EA	1						
P O	5305-054-6650	SCREW, MACHINE AN515C6-4 (88044)	C	EA	2	*	*	*	*		
P O	5310-045-4007	WASHER, LOCK AN935-6 (88044)	C	EA	2	*	*	*	*		
P O	5310-407-9566	WASHER, LOCK: CADMIUM CHROMATE, 0.382 IN. ID, 0.688 IN. OD, 0.094 IN. THK MS35338-45 (96906)	C	EA	2	REF	REF	REF	REF		
P O		TRANSMITTER, PRESSURE 2904C20 (96452)	C	EA	1	*	*	*	*		
P O	6620-993-5546	TRANSMITTER, PRESSURE: OIL MS24539-1 (96906)	C	EA	1	*	*	*	*		
		GROUP 19-MANIFOLDS									
X20		MANIFOLD, EXHAUST F218E502 (14351)		EA	1					20	1
X10		GASKET: MANIFOLD MTG F600E306 (14351)		EA	1		SEE 2805	KIT -679	FSN -5780	20	2
P O	5310-894-9407	WASHER, FLAT: EXHAUST MANIFOLD TO INTAKE MANIFOLD MTG X14323 (14351)		EA	4	*	*	*	*	20	3
P O	5310-353-8927	NUT, PLAIN, HEXAGON: EXHAUST MANIFOLD MTG X18278 (14351)		EA	15	*	*	*	*	20	4
P O	5307-384-8477	STUD, PLAIN: MUFFLER ADAPTER TO MANIFOLD MTG X19004C (14351)	A,B	EA	2	*	*	*	*	20	5
P O	5310-209-0994	WASHER, FLAT: EXHAUST AND INTAKE MANIFOLD MTG X1375 (14351)	A,B	EA	8	*	*	*	*	20	6
X20		MANIFOLD, INTAKE F600F506 (14351)		EA	1					20	7
X20		PLUG, PIPE: INTAKE MANIFOLD X100 (14351)	A,C	EA	1					20	8
X20		PLUG, PIPE: INTAKE MANIFOLD X100 (14351)	B	EA	1					20	8
P O	4730-204-1993	BUSHING, PIPE 3226X2 (79470)	B,C	EA	1	REF	REF	REF	REF	20	9
P O	4730-278-0187	ELBOW, PIPE TO TUBE: DIAPHRAGM VACUUM LINE 69X3 (79470)	A,B	EA	1	REF	REF	REF	REF	20	10
X20		BEARING, SLEEVE: MANIFOLD HEAT CONTROL F600G200 (14351)		EA	2					20	11
P O	5310-616-1330	NUT, PLAIN, HEXAGON: MANIFOLD, HEAT CONTROL MTG X1800C (14351)		EA	1	*	*	*	*	20	12
P O	5310-221-3213	WASHER, FLAT: MANIFOLD HEAT CONTROL WEIGHT MTG X202A (14351)		EA	1	*	*	*	*	20	13
P O	5307-364-4942	STUD, PLAIN: MANIFOLD HEAT CONTROL MTG X19871 (14351)		EA	1	*	*	*	*	20	14
X20		WEIGHT, HEAT CONTROL VALVE: EXHAUST MANIFOLD F600E237 (14351)	B	EA	1					20	15
X20		VALVE, EXHAUST, MANIFOLD HEAT CONTROL F600E208 (14351)		EA	1					20	16
X10		GASKET: EXHAUST TO INTAKE MANIFOLD (CAN BE MANUFACTURED FROM ASBESTOS SHEET, STOCK NO. 5330-233-5840) F600E212 (14351)		EA	1		SEE 2805	KIT -679	FSN -5780	20	17



(1) SMR CODE	(2) FEDERAL STOCK NUMBER	(3) DESCRIPTION  REF NUMBER & MFR CODE	(4) USABLE ON CODE	(5) UNIT OF MEAS	QTY	(6) 15-DAY ORGANIZATIONAL MAINTENANCE ALW				(7) ILLUS- TRATION	
						INC IN UNIT	(A) 1-5	(B) 6-20	(C) 21-50	(D) 51-100	(A) FIG. NO.
P O	5307-680-6128	STUD, PLAIN: EXHAUST MANIFOLD TO INTAKE MANIFOLD X4275 (14351)		EA	4	*	*	*	*	20	18
X20		SHAFT, HEAT CONTROL F600E238 (14351)		EA	1					20	19
X20		KEY, MANIFOLD COUNTERWEIGHT F600E211 (14351)	C	EA	1						
P O	5305-794-9180	SCREW, MACHINE X3009 (14351)	C	EA	1	*	*	*	*		
P O	5310-492-6600	WASHER, FLAT: EXHAUST AND INTAKE MANIFOLD MTG (SPECIAL) F600E218 (14351)	A	EA	1	*	*	*	*		
P O	5310-080-6004	WASHER, FLAT: EXHAUST AND INTAKE MANIFOLD MTG X14141 (14351)	A	EA	2	*	*	*	*		
		GROUP 20-GOVERNOR, CONTROLS AND ENGINE SPEED									
X20		BALL, JOINT: GOVERNOR LEVER AND CARBURETOR AN276-6 (88044)		EA	2					21	1
P O	5310-768-0319	NUT, PLAIN, HEXAGON: GOVERNOR ROD MS35690-422 (96906)		EA	2	*	*	*	*	21	2
X20		ROD, GOVERNOR X5692-15-1-2 (14351)		EA	1					21	3
P O	5310-550-1130	WASHER, LOCK: BALL JOINT TO GOVERNOR AND CARBURETOR MS35333-40 (96906)		EA	2	REF	REF	REF	REF	21	4
X10		GASKET: GOVERNOR FLANGE F400S202 (14351)		EA	1		SEE 2805	KIT -679	FSN -5780	21	5
X10		GASKET: GOVERNOR BOLT X318 (14351)		EA	1		SEE 2805	KIT -679	FSN -5780	21	6
P O	5306-680-6323	BOLT, MACHINE: GOVERNOR MTG X3311 (14351)		EA	1	*	*	*	*	21	7
X20		COVER, ACCESS: GOVERNOR MTG F4008S201 (14351)		EA	1					21	8
A O		BOLT ASSEMBLED WASHER GOVERNOR MTG	A,B	EA	1						
P O	5305-269-3212	SCREW, CAP, MACHINE THREAD: GOVERNOR MTG	A,B	EA	1	*	*	*	*	21	9
P O	5310-261-7340	WASHER, LOCK: GOVERNOR MTG	A,B	EA	1	*	*	*	*	21	10
M O		GASKET: GOVERNOR MTG MANUFACTURE FROM:  PAPER, GASKET, 4 IN. BY 4 IN. REQUIRED FSN 5330-233-5845		EA	1					21	11
P OR	2990-994-9300	GOVERNOR, GASOLINE ENGINE GD303C4612 (74465)		EA	1	*	*	*	*	21	12
X20		SCREW, SPEED ADJUSTING D114-132 (74465)		EA	1					22	16

(1)	(2)	(3)	(4)	(5)	(6)				(7)	
SMR	FEDERAL	DESCRIPTION	USABLE	UNIT	15-DAY ORGANIZATIONAL				ILLUS-	
CODE	STOCK	REF NUMBER & MFR CODE	ON	OF	(A)	(B)	(C)	(D)	(A)	(B)
	NUMBER		CODE	MEAS	1-5	6-20	21-50	51-100	FIG.	ITEM
				IN					NO.	NO.
				UNIT						
		GROUP 21-ENGINE SPEED IDLER AND LINES								
X20		ROD, IDLER 10150 (36024)	A,B	EA	1				23	1
P O	3431-994-9384	SPRING, CONTROL ROD 9284 (36024)	A,B	EA	1	REF	REF	REF	REF	23
X20		PIN, ROD TO CARBURETOR 9751-2 (36024)	A,B	EA	1				23	3
X20		CLIP, PIN RETAINING 9744 (36024)	A,B	EA	1				23	4
P O	5310-550-1130	WASHER, LOCK: SOLENOID CASE MS35333-40 (96906)		EA	2	REF	REF	REF	REF	23
P O	5305-068-0500	SCREW, CAP, HEXAGON HEAD: SOLENOID MS35291-3 (96906)	A,B	EA	2	REF	REF	REF	REF	23
M O		LINE ASSEMBLY: IDLER CONTROL TO MANIFOLD MANUFACTURE FROM	A,B	EA	1					
		INVERTED NUT, TUBE COUPLING: DIAPHRAGM VACUUM LINE, 1 EA 105X2 (79470) FSN 4730-013-7395	A,B						23	7
		TUBE, COPPER, 4 FT. REQUIRED	A,B						23	8
		NUT, TUBE COUPLING: DIAPHRAGM VACUUM LINE, 1 EA 61X3 (79470) FSN 4730-043-3750	A,B						23	9
		SLEEVE, COMPRESSION, 1 EA 60X3 (79470) FSN 4730-701-7737	A,B						23	10
X20		CONTROL ASSEMBLY R57 (36232)	A,B	EA	1				23	11
X20		LEVER, ROD CONTROL S8938 (36232)	A,B	EA	1				24	1
X1		SCREW, TAPPING, THREADED: CHAIN MTG AN530-8-6 (88044)		EA	1				24	2
X1		CHAIN, CONTROL LEVER T10122 (36024)	A,B	EA	1				24	3
X1		PIN, COTTER: CHAIN S10750-1 (36024)	A,B	EA	1				24	4
X20		COCK, DRAIN S10725-2 (36232)	A,B	EA	1				24	9
X20		SEAT, VALVE T10171 (36232)	A,B	EA	1				24	23
P OR	2920-391-2989	GROUP 22-GENERATOR, BATTERY CHARGING GENERATOR, ENGINE ACCESSORY (INCLUDES COMPONENTS OF REPAIR KIT, STOCK NO. 2920-536-5413) 1105993 (16764)		EA	1	*	*	*	*	
X1		SHOE 1903427 (16764)		EA	2				25	1
X1		INSULATION, TAPE, ELECTRICAL: FIELD 1925835 (16764)		EA	1				25	2

(1)	(2)	(3)	(4)	(5)	(6)				(7)	
SMR	FEDERAL	DESCRIPTION	USABLE	UNIT	15-DAY ORGANIZATIONAL				ILLUS-	(B)
CODE	STOCK	REF NUMBER & MFR CODE	ON	OF	(A)	(B)	(C)	(D)	(A)	(B)
	NUMBER		CODE	MEAS	1-5	6-20	21-50	51-100	FIG.	ITEM
				IN					NO.	NO.
				UNIT						
X1		WINDING, GENERATOR FIELD 1926187 (16764)		EA	1				25	3
X1		ADAPTER, RECEPTACLE ELBOW 1927912 (16764)		EA	1				25	4
X1		ELBOW, ELECTRICAL CONDUIT 1922994 (16764)		EA	1				25	5
A O		SCREW, ASSEMBLED WASHER: BRUSH AND FIELD COIL GROUND LEAD MTG		EA	3					
X1	5310-045-9299	WASHER, LOCK		EA	1				25	6
X1	5305-622-9477	SCREW, MACHINE		EA	1				25	7
X1		CONNECTOR, RECEPTACLE, ELECTRICAL 1924861 (16764)	A,C	EA	1				25	8
A O		SCREW, ASSEMBLED WASHER: RECEPTACLE MTG		EA	4					
X1		WASHER, LOCK MS35338-41 (96906)		EA	4				25	9
X1		SCREW, MACHINE MS35265-28 (96906)		EA	4				25	10
X1		BOLT, EXTERNALLY RELIEVED BODY: THRU 1914755 (16764)	A,C	EA	2				25	11
X1		NUT, PLAIN, HEXAGON: COVER BAND 34816 (16764)	A,C	EA	1				25	12
X1		SCREW, MACHINE: COVER BAND 453479 (16764)	A,C	EA	1				25	13
X1		ARMATURE, GENERATOR 1926186 (16764)	A,C	EA	1				25	14
P O	5310-917-6221	WASHER, LOCK: GENERATOR MTG BRACKET TO BLOCK, STRAP TO PUMP AND GENERATOR		EA	5	REF	REF	REF	REF	25
P O	5310-732-0558	NUT, PLAIN, HEXAGON: GENERATOR MTG, BRACKET TO BLOCK	A,B	EA	3	REF	REF	REF	REF	25
P O	5310-880-8189	NUT, PLAIN, HEXAGON: GENERATOR TO MTG BRACKET	A,B	EA	2	*	*	*	*	25
P O	5310-905-5454	WASHER, LOCK: GENERATOR TO MTG BRACKET	A,B	EA	2	*	*	*	*	25
P O	5305-050-1076	SCREW, CAP, HEXAGON HEAD: GENERATOR TO MTG BRACKET, 7/16-14 THD SIZE, 1-1/2 IN. LG	A,B	EA	2	*	*	*	*	25
P O	5305-269-3211	SCREW, CAP, HEXAGON HEAD: ADJUSTING STRAP TO PUMP AND GENERATOR	A,B	EA	2	*	*	*	*	25
P O	5310-584-7762	WASHER, FLAT: AJUSTING STRAP TO GENERATOR	A,B	EA	1	*	*	*	*	25
X20		STRAP, ADJUSTING: BELT TENSION F162M280 (14351)	A,B	EA	1				25	22
X1		PLATE, HEARING, RETAINING 1925415 (16764)	B	EA	1				25	23
X1		WASHER, FLAT 1925416 (16764)		EA	1				25	24
X20		FAN, ELECTRICAL ROTATING EQUIPMENT: GENERATOR PULLEY F218M314 (14351)	A,B	EA	1				25	25

(1) SMR CODE	(2) FEDERAL STOCK NUMBER	(3) DESCRIPTION  REF NUMBER & MFR CODE	(4) USABLE ON CODE	(5) UNIT OF MEAS	QTY INC IN UNIT	(6) 15-DAY ORGANIZATIONAL MAINTENANCE ALW				(7) ILLUS- TRATION	
						(A) 1-5	(B) 6-20	(C) 21-50	(D) 51-100	(A) FIG. NO.	(B) ITEM NO.
X20		BAFFLE, GENERATOR PULLEY: FAN F218M215 (14351)	A,B	EA	1					25	26
X20		PULLEY, GENERATOR DRIVE M330M344 (14351)	A,B	EA	1					25	27
X1		WASHER, FLAT: SHAFT DRIVE END 1918043 (16764)		EA	1					25	28
X1		NUT, SLOTTED, HEXAGON: SHAFT, DRIVE END 274938 (16764)		EA	1					25	29
X1		BEARING, BALL, ANNULAR: COMMUTATOR END 900529 (16764)		EA	1					25	30
X1	5305-889-3002	SCREW, MACHINE		EA	3					25	31
X1	5310-045-3299	WASHER, LOCK		EA	3					25	32
X1		TERMINAL, LUG 1860801 (16764)		EA	1					25	33
X1		SCREW, MACHINE: LEAD TO RECEPTACLE MTG MS35223-26 (96906)	A,B	EA	1					25	34
X1		TERMINAL, LUG: RECEPTACLE 200362 (16764)		EA	1					25	35
X1		WASHER, LOCK: THRU BOLT 453301 (16764)		EA	2					25	36
X1		END BELL, ELECTRICAL 1941684 (16764)		EA	1					25	37
X1		WASHER, FLAT: SPRING MTG 1914741 (16764)		EA	2					25	38
X1		SPRING, HELICAL, TORSION 1905219 (16764)		EA	2					25	39
X1		ARM, ELECTRICAL BRUSH 1904514 (16764)		EA	2					25	40
X1		BRUSH, ELECTRICAL CONTACT 1906935 (16764)		EA	2					25	41
X1		PIN, STRAIGHT, HEADLESS: FRAME 809062 (16764)		EA	2					25	42
X1		COVER ACCESS 1924878 (16764)		EA	1					25	43
X1		KEY, WOODRUFF, PULLEY 124545 (16764)		EA	1					25	44
X20		BRACKET, GENERATOR MOUNTING F162M343 (14351)	A,B	EA	1					25	45
A O		SCREW, ASSEMBLED WASHER: PLATE AND COLLECTOR MTG		EA	3						
X1		SCREW, MACHINE MS35224-61 (96906)		EA	3					25	46
X1		WASHER, LOCK MS35335-32 (96906)		EA	3					25	47
X1		CONTACT SET 1925413 (16764)		EA	1					25	48
X1		PLATE, ELECTRICAL SHIELD 1920728 (16764)	A,B	EA	1					25	49
X1		BEARING, BALL, ANNULAR: DRIVE END 904793 (16764)	A	EA	1					25	50
X1		SCREW, MACHINE: POLE SHOE MTG 1914750 (16764)		EA	2					25	51

(1)	(2)	(3)	(4)	(5)	(6)				(7)		
SMR	FEDERAL	DESCRIPTION	USABLE	UNIT	15-DAY ORGANIZATIONAL				ILLUS-		
CODE	STOCK	REF NUMBER & MFR CODE	ON	OF	INC	MAINTENANCE	ALW	(C)	(D)	TRATION	
	NUMBER		CODE	MEAS	IN	(A)	(B)			(A)	
				UNIT	UNIT	1-5	6-20	21-50	51-100	FIG.	
										(B)	
										ITEM	
										NO.	
										NO.	
X1		WASHER, THRUST: DC MS13811-1 (96906)	A	EA	1					25	52
X1		INSULATION, SHEET: BRUSH LEAD 1930640 (16764)		EA	1					25	53
X1		END BELL, ELECTRICAL 1924877 (16764)	A,C	EA	1						
P O	5305-044-6610	SCREW, ASSEMBLED WASHER 455341 (16764)	C	EA	3	*	*	*	*		
P O	5305-226-7226	SCREW, MACHINE: ELBOW TO FRAME 455154 (16764)		EA	4	*	*	*	*		
X1		PIN, STRAIGHT, HEADLESS 809062 (16764)	C	EA	1						
X1		SCREW, MACHINE 543460 (16764)	C	EA	1						
X1		BEARING, BALL, ANNULAR 954753 (16764)	C	EA	1						
P O	2920-536-5413	REPAIR KIT, GENERATOR 1939192 (16764)		EA	1	*	1	2	3		
		2 EA, SPRING, HELICAL, TORSION 1905219 (16764) FSN 5360-358-7778									
		2 EA, BRUSH, ELECTRICAL CONTACT 1906935 (16764) FSN 5977-391-0640									
		1 EA, CONTACT SET 1925413 (16764) FSN 2920-900-9681									
		1 EA, PLATE, ELECTRICAL SHIELD 1920-728 (16764)	A,B								
		2 EA, SCREW, MACHINE: POLE SHOE MTG 1914750 (16764) FSN 5305-514-8436									
		0 EA, BRUSH, ELECTRICAL (1) 1906941 (16764) FSN 5977-378-2901	A,B								
		1 EA, CAPACITOR, FIXED, PAPER DIELECTICAL 1920702 (16864) FSN 5910-538-4982	A,B								
		2 EA, INSULATOR, BUSHING 1885090 (16764) FSN 5970-501-2328	A,B								
		1 EA, WASHER, FLAT 1914213 (16764) FSN 5310-424-3750	A,B								
		1 EA, SPACER RING 1916377 (16764) FSN 5340-353-9939	A,B								
		2 EA. SPRING, HELICAL, TORSION 191324 (16764) FSN 2920-249-8283	A,B								

(1) SMR CODE	(2) FEDERAL STOCK NUMBER	(3) DESCRIPTION  REF NUMBER & MFR CODE	(4) USABLE ON CODE	(5) UNIT OF MEAS	(6) QTY INC IN UNIT	(6) 15-DAY ORGANIZATIONAL MAINTENANCE ALW				(7) ILLUS- TRATION (A) FIG. NO.	(B) ITEM NO.
						(A) 1-5	(B) 6-20	(C) 21-50	(D) 51-100		
		GROUP 23-REGULATOR, GENERATOR VOLTAGE									
P O	5305-882-8060	SCREW, CAP, HEXAGON HEAD: REGULATOR MTG	A,B	EA	4	*	*	*	*	26	1
P O		REGULATOR, ENGINE GENERATOR MS13805 (96906)		EA	1	*	*	*	1	26	2
X20		CABLE, SHIELDED: GENERATOR TO REGULATOR LEW2253 (36024)		EA	1					26	3
P O	5310-880-7746	NUT, PLAIN, HEXAGON: REGULATOR MTG	A,B	EA	4	*	*	*	*	26	4
P O	5310-889-2527	WASHER, LOCK: REGULATOR MTG	A,B	EA	8	*	*	*	*	26	5
P O	5306-225-8497	SCREW, CAP, HEXAGON HEAD	C	EA	4	*	*	*	*		
P O	5310-880-7744	NUT, PLAIN, HEXAGON	C	EA	4	REF	REF	REF	REF		
P O	5310-514-6674	WASHER, LOCK	C	EA	4	*	*	*	*		
		GROUP 24-STARTER, ENGINE AND RELAY									
P O	5310-637-9541	WASHER, LOCK: STARTER MTG		EA	3	REF	REF	REF	REF	27	2
P O	5305-269-3217	SCREW, CAP, HEXAGON HEAD: STARTER MTG		EA	3	*	*	*	*	27	3
X20		BRUSH, ELECTRICAL CONTACT 828448 (16764)		EA	4					27	4
P O	2920-500-7366	RELAY, SOLENOID, ENGINE STARTER, ELECTRICAL 1118152 (16764)		EA	1	*	*	*	1	27	5
X1		PLUNGER, SOLENOID 1917073 (16764)		EA	1					27	6
X1		PUSH ROD ASSEMBLY 1917119 (16764)	C	EA	1						
X1		NUT, PLAIN, HEXAGON 1904419 (16764)	C	EA	2						
X1		COVER 1917125 (16764)	C	EA	1						
X1		SCREW, SOLENOID SWITCH CONTROL 1917126 (16764)	C	EA	1						
X1		SCREW 1917123 (16764)	C	EA	2						
X1		WASHER, LOCK 453789 (16764)	C	EA	2						
X1		WASHER, LOCK 453297 (16764)		EA	2						
X1		WASHER, FLAT 1917114 (16764)	C	EA	2						
X1		WASHER, NONMETALLIC: INSULATING 1917113 (16764)	C	EA	2						
X1		STUD 1917112 (16764)		EA	2						
X1		NUT, PLAIN, HEXAGON 134569 (16764)	C	EA	2						

(1) SMR CODE	(2) FEDERAL STOCK NUMBER	(3) DESCRIPTION  REF NUMBER & MFR CODE	(4) USABLE ON CODE	(5) UNIT OF MEAS	QTY INC IN UNIT	(6) 15-DAY ORGANIZATIONAL MAINTENANCE ALW				(7) ILLUS- TRATION	
						(A) 1-5	(B) 6-20	(C) 21-50	(D) 51-100	(A) FIG. NO.	(B) ITEM NO.
X1		INSULATOR 1917111 (16764)	C	EA	2						
X1		STUD 1950435 (16764)	C	EA	1						
X1		NUT, PLAIN, HEXAGON 453434 (16764)	C	EA	2						
X1		WASHER, LOCK 1915334 (16764)		EA	2						
X1		WASHER, COVER 1914476 (16764)	C	EA	1						
X1		WASHER, INSULATING 1917117 (16764)	C	EA	2						
X1		CLIP 1917116 (16764)	C	EA	1						
X1		TERMINAL BRACKET ASSEMBLY 1917109 (16764)	C	EA	1						
X1		CUP, SPRING 1917127 (16764)	C	EA	1						
X1		SPRING, HELICAL, COMPRESSION 1914478 (16764)	C	EA	1						
X1		WASHER, RECESSED 1913043 (16764)	C	EA	1						
X1		WASHER, INSULATING 1917121 (16764)	C	EA	1						
X1		BUSHING 1915667 (16764)	C	EA	1						
X1		SPRING, HELICAL, COMPRESSION 1917128 (16764)	C	EA	1						
X1		WASHER, FLAT 1913044 (16764)	C	EA	1						
X1		WASHER, SPECIAL 191722 (16764)	C	EA	1						
X1		DISK PUSH ROD 1912059 (16764)	C	EA	1						
X1		COIL AND CASE ASSEMBLY 1917087 (16764)	C	EA	1						
P OR	2920-945-1606	STARTER, ENGINE ELECTRICAL (INCLUDES COMPONENTS OF REPAIR KIT, STOCK NO. 2920-536-5422) 1108232 (16764)		EA	1	*	*	*	*	27	7
X1		BEARING, SLEEVE: DRIVE HOUSING 826462 (16764)		EA	1					28	1
X1		NUT, PLAIN, HEXAGON: SHAFT LEVER AND TERMINAL STUD 1904419 (16764)		EA	3					28	2
X1	5310-637-9541	WASHER, LOCK SHIFT LEVER AND TERMINAL STUD		EA	3					28	3
X1		WICK DRIVE END 802691 (16764)		EA	1					28	4
X1		CUP, OIL, LUBRICATING DRIVE END 1914958 (16764)		EA	1					28	5
X1		HOUSING, DRIVE 1946261 (16764)		EA	1					28	6
X1		PIN, STRAIGHT, HEADLESS: DRIVE END 1914843 (16764)		EA	1					28	7

(1)	(2)	(3)	(4)	(5)	(6)				(7)		
SMR	FEDERAL	DESCRIPTION	USABLE	UNIT	15-DAY ORGANIZATIONAL				ILLUS-		
CODE	STOCK	REF NUMBER & MFR CODE	ON	OF	INC	MAINTENANCE	ALW	(C)	(D)	TRATION	(B)
	NUMBER		CODE	MEAS	IN	(A)	(B)			(A)	ITEM
				UNIT	UNIT	1-5	6-20	21-50	51-100	FIG.	NO.
X1		DRIVE ASSEMBLY, ELECTRICAL STARTER 1922594 (16764)		EA	1					28	8
X1		WASHER, FLAT BRAKE, CENTER BEARING 821453 (16764)		EA	1					28	9
X1		BEARING UNIT, ARMATURE SHAFT 1904444 (16764)		EA	1					28	10
X1	5310-043-2226	WASHER, LOCK: CENTER BEARING UNIT SCREW MTG		EA	2					28	11
X1		SCREW, MACHINE: CENTER BEARING UNIT MTG 1915099 (16764)		EA	2					28	12
X1		ARMATURE, MOTOR 1916255 (16764)		EA	1					28	13
X1		WASHER, FLAT: WASHER BRAKE 1914842 (16764)		EA	2					28	14
X1		BOLT, EXTERNALLY, RELIEVED BODY: THRU 1914243 (16764)		EA	2					28	15
X1		PLUG, EXPANSION: COMMUTATOR END 1914854 (16764)		EA	1					28	16
X1		BEARING, SLEEVE: COMMUTATOR END 1867610 (16764)		EA	1					28	17
X1		END BELL, ELECTRICAL ROTATING EQUIPMENT 1919308 (16764)		EA	1					28	18
X1		PIN, STRAIGHT, HEADLESS: BRUSH HOLDER HINGE 1904430 (16764)		EA	2					28	19
X1		PIN, GROOVED, HEADLESS: BRUSH HOLDER HINGE 1904431 (16764)		EA	2					28	20
X1	5305-984-6189	SCREW, MACHINE: BRUSH MTG		EA	4					28	21
X1		WASHER, LOCK: BRUSH MTG 454007 (16764)		EA	4					28	22
X1		LEAD, ELECTRICAL: GROUND 1914952 (16764)		EA	2					28	23
X1		WASHER, LOCK: BRUSH LEAD MTG 453299 (16764)		EA	2					28	24
X1		SCREW, MACHINE: BRUSH GROUND LEAD MTG 122159 (16764)		EA	2					28	25
X1		COVER, ACCESS 1915156 (16764)		EA	1					28	26
X1		LEAD ASSEMBLY, ELECTRICAL: BRUSH AND FIELD CONNECTING 1929906 (16764)		EA	1					28	27
X1		SCREW, MACHINE: BRUSH LEAD TO FIELD 453286 (16764)		EA	1					28	28
X1	5310-045-3296	WASHER, LOCK: BRUSH LEAD TO FIELD		EA	1					28	29
X1		WASHER, FLAT: TERMINAL STUD 1913959 (16764)		EA	2					28	30
X1		WASHER, NONMETALLIC: TERMINAL STUD 1913958 (16764)	A,B	EA	2					28	31
X1		LINK, TERMINAL CONNECTING 1917083 (16764)		EA	1					28	32
X1		PIN, STRAIGHT, HEADLESS: SHAFT LEVER LINK MTG 1904452 (16764)		EA	1					28	33
X1		PIN, COTTER: SHAFT LEVER LINK 453323 (16764)		EA	1					28	34



(1) SMR CODE	(2) FEDERAL STOCK NUMBER	(3) DESCRIPTION  REF NUMBER & MFR CODE	(4) USABLE ON CODE	(5) UNIT OF MEAS	QTY	(6) 15-DAY ORGANIZATIONAL MAINTENANCE ALW				(7) ILLUS- TRATION	
						(A) INC IN UNIT	(B)	(C)	(D)	(A) FIG. NO.	(B) ITEM NO.
						1-5	6-20	21-50	51-100		
X1		BOLT, EXTERNALLY RELIEVED: SWITCH MTG 1917084 (16764)		EA	4					28	35
X1		WASHER, FLAT: TERMINAL STUD 1914535 (16764)		EA	1					28	36
X1		SCREW, MACHINE: FIELD TERMINAL 1911610 (16764)		EA	1					28	37
X1		WINDING, MOTOR FIELD: SHUNT 1905872 (16764)		EA	1					28	38
X1		WINDING, MOTOR FIELD: RH 1905870 (16764)		EA	1					28	39
X1		WINDING, MOTOR FIELD: LH 1889333 (16764)		EA	1					28	40
X1		POLE PIECE, MAGNET 1904418 (16764)		EA	4					28	41
X1		SCREW, MACHINE: POLE SHOP 1913100 (16764)		EA	4					28	42
X1		SPRING, HELICAL, TORSION: SHIFT LEVER 1904446 (16764)		EA	1					28	43
X1		SEAT, HELICAL, COMPRESSION 1917079 (16764)		EA	1					28	44
X1		SHAFT, SHIFTER LEVER 1917078 (16764)		EA	1					28	45
X1		LEVER, STARTING MOTOR 1928110 (16764)		EA	1					28	46
X1		BEARING, SLEEVE: CENTER 820148 (16764)		EA	1					28	47
X1		WASHER, LOCK: THRU BOLT 453294 (16764)		EA	2					28	48
X1		PIN, STRAIGHT, HEADLESS: COMMUTATOR END 1914853 (16764)		EA	1					28	49
X1		PIN, INSULATOR: BRUSH HOLDER HINGE 1904426 (16764)		EA	2					28	50
X1		PIN, INSULATOR: BRUSH HOLDER STOP 1904428 (16764)		EA	2					28	51
X1		SPRING, HELICAL, TORSION: BRUSH 1904303 (16764)		EA	4					28	52
X1		HOLDER, ELECTRICAL CONTACT BRUSH 1914954 (16764)		EA	4					28	53
X1		SCREW: FIELD COIL TO GROUND 455965 (16764)		EA	1					28	54
P O	2920-536-5422	REPAIR KIT, STARTING MOTOR 1939201 (16764)  1 EA, BEARING, SLEEVE 1880825 (16764) FSN 3120-661-8973  1 EA, BEARING, SLEEVE 1838670 (16764) FSN 3120-287-7132  1 EA, BEARING, SLEEVE 35058 (16764) FSN 3120-424-3756  1 EA, BEARING, SLEEVE CENTER 820148 (16764) FSN 3120-516-7678  1 EA, BEARING, SLEEVE: COMMUTATOR END 1867610 (16764) FSN 3120-661-9126		EA	1	*	*	*	1		

(1)	(2)	(3)	(4)	(5)	(6)	(7)	
SMR CODE	FEDERAL STOCK NUMBER	DESCRIPTION  REF NUMBER & MFR CODE	USABLE ON CODE	UNIT OF MEAS	QTY INC IN UNIT	15-DAY ORGANIZATIONAL MAINTENANCE ALW (A) (B) (C) (D) 1-5 6-20 21-50 51-100	(7) ILLUS- TRATION (A) (B) FIG. ITEM NO. NO.
		1 EA,BEARING,SLEEVE: DRIVE HOUSING 826462 (16764) FSN 2920-358-6421					
		4 EA,BRUSH,ELECTRICAL CONTACT 828448 (16764) FSN 5977-232-5344					
		1 EA,BUSHING,SLEEVE: BRONZE 810217 (16764) FSN 2920-143-5368					
		4 EA,SCREW,MACHINE: POLE SHOE 1913100 (16764) FSN 5305-957-2644					
		1 EA,BUSHING,RUBBER: OIL 1867150 (16764) FSN 5340-200-4152					
		4 EA,SPRING,HELICAL,TORSION: BRUSH 1904303 (16764) FSN 2920-248-9594					
		1 EA,WASHER,NONMETALLIC: BRAKE 822190 (16764) FSN 5310-032-1955					
		2 EA,WASHER,FLAT: WASHER BRAKE 1914842 (16764) FSN 5310-178-9612					
		1 EA,WASHER,FLAT: SPACE 1915154 (16764) FSN 5310-209-6809					
		1 EA,WASHER,FLAT: SPACE 1915148 (16764) FSN 5310-262-4764					
		1 EA,WASHER,FLAT: SPACE 1913969 (16764) FSN 5310-262-4826					
		1 EA,WASHER,FLAT: SPACE 1918227 (16764) FSN 5310-262-5435					
		1 EA,WASHER,FLAT: SPACE 1914844 (16764) FSN 5310-262-4487					
		1 EA,WASHER,NONMETALLIC: BRAKE,CENTER BEARING 821453 (16764) FSN 5310-291-4619					
		1 EA,WASHER,NONMETALLIC: FELT 1915149 (16764) FSN 5330-248-0208					
		1 EA,WASHER,NONMETALLIC: FELT 1913939 (16764) FSN 5330-374-4446					
		2 EA,WASHER,FLAT: TERMINAL STUD 1913958 (16764) FSN 5310-282-7566					A,B
		2 EA,WASHER,FLAT: TERMINAL STUD 1913959 (16764) FSN 5310-753-9604					

(1) SMR CODE	(2) FEDERAL STOCK NUMBER	(3) DESCRIPTION  REF NUMBER & MFR CODE	(4) USABLE ON CODE	(5) UNIT OF MEAS	(6) 15-DAY ORGANIZATIONAL MAINTENANCE ALW				(7) ILLUS- TRATION (A) FIG. NO.	(8) ITEM NO.	
					(A) 1-5	(B) 6-20	(C) 21-50	(D) 51-100			
		GROUP 25-MAGNETO, SPARK PLUG LEADS, HOUSING AND IMPULSE COUPLING									
X10		GASKET MAGNETO MTG (CANNOT BE MANUFACTURED FROM PAPER STOCK NO. 5330-467-36151 F140M232 (14351))		EA	2		SEE 2805	KIT -679	FSN -5780	29	1
X20		SPACER, MAGNETO TO ENGINE F600M225 (14351)		EA	1					29	2
P O		CABLE ASSEMBLY RW340-38 (95875)		EA	1	*	*	*	*	29	3
P O		CABLE ASSEMBLY RW338-34 (95875)		EA	1	*	*	*	*	29	4
P O		CABLE ASSEMBLY RW330-29 (95875)		EA	1	*	*	*	*	29	5
P O		CABLE ASSEMBLY RW330-27 (95875)		EA	1	*	*	*	*	29	6
P O		CABLE ASSEMBLY RW340-23 (95875)		EA	1	*	*	*	*	29	7
P O		CABLE ASSEMBLY RW338-20 (95875)		EA	1	*	*	*	*	29	8
X20		GROMMET, RUBBER: BRACKET AND SUPPORT D600M287 (14351)		EA	2					29	9
X20		SUPPORT, IGNITION CABLE GROMMET Y69M244 (14351)	B,C	EA	1					29	10
X20		BRACKET, ANGLE: LEADS, SPARK PLUGS Y69M245 (14351)	A,C	EA	1					29	10
P O	5330-599-4517	GASKET: SPARK PLUG		EA	6	1	3	7	13	29	11
P O	2920-810-7082	SPARK, PLUG: SHIELDED (MINIMUM STOCKAGE OF 6 IS AUTHORIZED) MS51009-1 (96906)		EA	6	4	18	36	76	29	12
X20		SUPPORT, FUEL LINE: SPARK PLUG HEAD Y69M251 (14351)		EA	1					29	13
P O	5305-269-3223	SCREW, CAP, HEXAGON HEAD: MAGNETO MTG MS35291-73 (96906)		EA	1	*	*	*	*	29	14
P O	5310-637-9541	WASHER, LOCK: MAGNETO MTG MS35338-46 (96906)		EA	1	REF	REF	REF	REF	29	15
X10		CAPACITOR: MAGNETO HX2433X (82796)		EA	1		SEE 2920	KIT -725	FSN -4438	29	16
P O	5310-809-4061	WASHER, FLAT: MAGNETO MTG MS15795-215 (96906)	A,C	EA	1	*	*	*	*	29	17
P OR	2920-607-3490	MAGNETO, IGNITION (INCLUDES COMPONENTS OF REPAIR KIT, STOCK NO. 2920-725-4438) FME6816V (82796)		EA	1	*	*	*	*	29	18
X1		ROTOR, IGNITION DISTRIBUTION 72765X (82796)		EA	1					30	1
X1		RING, RETAINING: DISTRIBUTOR SHAFT C1498 (82796)		EA	1					30	2
X1		RING, RETAINING: DISTRIBUTOR BEARING A1498A (82796)		EA	1					30	3
X1		BEARING, BALL, ANNULAR: DISTRIBUTOR A5949C (82796)		EA	1					30	4
X1		SUPPORT ASSEMBLY, MAGNETO Z4631 (82796)		EA	1					30	5

(1) SMR CODE	(2) FEDERAL STOCK NUMBER	(3) DESCRIPTION  REF NUMBER & MFR CODE	(4) USABLE ON CODE	(5) UNIT OF MEAS	QTY	(6) 15-DAY ORGANIZATIONAL MAINTENANCE ALW				(7) ILLUS- TRATION	
						INC IN UNIT	(A) 1-5	(B) 6-20	(C) 21-50	(D) 51-100	(A) FIG. NO.
X1		GEAR ASSEMBLY, MAGNETO EX5939X (82796)		EA	1					30	6
X1		PIN, STRAIGHT, HEADLESS: ROTOR GEAR D2533 (82796)		EA	1					30	7
X1		GEAR, SPUR: ROTOR E5952 (82796)		EA	1					30	8
X1		SPACER RING: ROTOR BEARING A2665E (82796)		EA	1					30	9
X1		ROTOR ASSEMBLY, MAGNETO CZ2480 (82796)		EA	1					30	10
X1		WASHER, FLAT: MAGNETO ROLLER BEARING A6304 (82796)		EA	1					30	11
X1		SHIM, THRUST BEARING: MAGNETO C2723 (82796)		EA	3					30	12
X1		BEARING, BALL, ANNULAR: ROTOR B5949 (82796)		EA	1					30	13
X1		GASKET: MAGNETO HOUSING M2498 (82796)		EA	1					30	14
X1		SCREEN, VENTILATOR A6032A (82796)		EA	1					30	15
X1		SHIELD, VENTILATING B1232 (82796)		EA	1					30	16
X1		SCREW, VENT COVER MOUNTING 6S6N (82796)		EA	1					30	17
X1		CAP, END: IGNITION DISTRIBUTOR Z2430A (82796)		EA	1					30	18
X1		WASHER, LOCK		EA	2					30	19
X1		SCREW, MACHINE		EA	2					30	20
X1		WASHER, FLAT H2473 (82796)		EA	1					30	21
X1		BRUSH, ELECTRICAL CONTACT F24608 (82796)		EA	1					30	22
X1	5310-045-3299	WASHER, LOCK		EA	2					30	23
X1	5305-984-4989	SCREW, MACHINE		EA	2					30	24
X1	5305-046-1626	SCREW, MACHINE		EA	2					30	24
X1		WASHER, LOCK: BEARING SUPPORT AND DISTRIBUTOR BLOCK BLW3 (82796)		EA	3					30	25
X1		SCREW, MACHINE: DISTRIBUTOR BLOCK MTG 8S9D (82796)		EA	4					30	26
X1		GASKET: END CAP COVER D682A (82796)		EA	1					30	27
X1		CAP, IGNITION MAGNET C800A (82796)		EA	1					30	28
X1		SCREW, MACHINE: BEARING SUPPORT AND END CAP COVER MTG 8S8A (82796)	A,C	EA	7					30	29
X1		SCREW, ASSEMBLED WASHER 8S8D (82796)	B,C	EA	4					30	29

(1) SMR CODE	(2) FEDERAL STOCK NUMBER	(3) DESCRIPTION  REF NUMBER & MFR CODE	(4) USABLE ON CODE	(5) UNIT OF MEAS  UNIT	QTY	(6) 15-DAY ORGANIZATIONAL MAINTENANCE ALW				(7) ILLUS- TRATION	
						(A) 1-5	(B) 6-20	(C) 21-50	(D) 51-100	(A) FIG. NO.	(B) ITEM NO.
X1		SCREW, ASSEMBLED WASHER: CONTACT SUPPORT 8S6U (82796)		EA	1						
X1	5305-046-1626	SCREW, MACHINE		EA	1					30	30
X1	5310-045-3299	WASHER, LOCK		EA	1					30	31
X1		WASHER, FLAT: CONTACT SUPPORT SCREW B5969 (82796)		EA	1					30	32
X1		CAM WICK AND HOLDER ASSEMBLY G2788 (82796)		EA	1					30	33
X1	5310-045-4007	WASHER, LOCK		EA	2					30	34
X1		WASHER, FLAT: CONTACT LOCKING SCREW D2458 (82796)		EA	1					30	35
X1		CONTACT SET, DISTRIBUTOR A2437A (82796)		EA	1					30	36
X1		PIN, LOCK: BREAKER ARM FULCRUM PIN T1498 (82796)		EA	1					30	37
X1		WICK, BREAKER ARM L2788 (82796)		EA	1					30	38
X1		BEARING, BALL, ANNULAR: MOTOR A5949A (82796)		EA	1					30	39
X1		SCREW, ASSEMBLED WASHER: CAPACITOR MTG BS4U (82796)		EA	2						
X1	5305-291-8672	SCREW, MACHINE		EA	2					30	40
X1		INSULATOR: MAGNETO SUPPRESSOR D1182 (82796)		EA	4					30	41
X1		SUPPRESSOR ASSEMBLY: DISTRIBUTOR LEAD E9838 (82796)		EA	1					30	42
X1		BLOCK, DISTRIBUTOR W2474X (82796)		EA	1					30	43
X1		KNOB, MAGNETO: HIGH TENSION CABLE OUTLET MAGNETO B2741X (82796)		EA	6					30	44
X1	5305-638-9552	SCREW, MACHINE: PRIMARY GROUND		EA	1					30	45
X1		SPRING, FLAT: PRIMARY GROUND H2513 (82796)		EA	1					30	46
X1		WASHER, FLAT: IMPULSE COUPLING A2492A (82796)		EA	1					31	1
X1		SEAL, ROTOR SHAFT: DRIVE END G3861 (82796)		EA	1					31	2
X1		WASHER, FLAT: IMPULSE COUPLING A2492C (82796)		EA	1					31	3
X1		KEY: COUPLING SHAFT 3K1 (82796)		EA	1					31	4
X1		SPRING, HELICAL, TORSION B5963 (82796)		EA	1					31	5
X1		HUB, IMPULSE COUPLING S2563 (82796)		EA	1					31	6
X1		SPRING, HELICAL, TORSION: COUPLING F2565 (82796)		EA	1					31	7
X1		SHELL: MAGNETO IMPULSE HOUSING N5957 (82796)		EA	1					31	8

(1) SMR CODE	(2) FEDERAL STOCK NUMBER	(3) DESCRIPTION  REF NUMBER & MFR CODE	(4) USABLE ON CODE	(5) UNIT OF MEAS  UNIT	(6) 15-DAY ORGANIZATIONAL MAINTENANCE ALW				(7) ILLUS- TRATION		
					(A)	(B)	(C)	(D)	(A) FIG. NO.	(B) ITEM NO.	
X1		WASHER, KEY: IMPULSE COUPLING A59318 (82796)		EA	1	1-5	6-20	21-50	51-100	31	9
X1		NUT, SLEEVE: IMPULSE COUPLING K2570 (82796)		EA	1					31	10
X1		SCREW, MACHINE: COIL BRIDGE 25SS14A (82796)		EA	2					31	11
X1		SETSCREW: PAWL STOP A2568 (82796)		EA	1					31	12
X1		HOUSING: MAGNETO ZZ2425 (82796)		EA	1					31	13
X1		SCREEN, VENTILATOR A6032A (82796)		EA	1						
X1		HOOD E1232 (82796)		EA	1						
X1		SCREW, VENT COVER MOUNTING 6S6N (82796)		EA	1						
X1		PIN, STRAIGHT, HEADLESS: END CAP TO FRAME G2533 (82796)		EA	2					31	14
X1		COIL, MAGNETO P2477C (82796)		EA	1					31	15
X1		SCREW, MACHINE: BREAKER ARM TERMINAL AND CONTACT SUPPORT 6S6U (82796)		EA	3						
X1		COUPLING: IMPULSE S2563C (82796)		EA	1						
X1		SCREW AN515C8-5 (88044)	C	EA	1						
X1		WASHER AN395-8 (88044)	C	EA	4						
X1		RING, RETAINING (1) C1498D (82796)		EA	0						
X1		PIN, LOCK: BREAKER ARM FULCRUM PIN (1) 81498G (82796)		EA	0						
X1		NAMEPLATE A195 (21387)	B	EA	1						
P O	5310-637-9541	WASHER, LOCK: MAGNETO MTG MS35338-46 (96906)		EA	3	REF	REF	REF	REF		
P O	2920-725-4438	REPAIR KIT, IGNITION, MAGNETO SK58 (82796)		EA	1	*	2	3	6		
		1 EA, BRUSH, ELECTRICAL CONTACT E24608 (82796) FSN 5977-239-7079									
		1 EA, CAPACITOR: MAGNETO HX2433X (82796)									
		1 EA, WASHER, LOCK: CAPACITOR LEAD MS35335-31 (96906) FSN 5310-596-7693									
		1 EA, SCREW AN515C8-5 (88044) FSN 5305-054-6667									
		1 EA, CONTACT SET, DISTRIBUTOR A2437A (82796) FSN 2920-319-5055									
		1 EA, GASKET: MAGNETO HOUSING M2498 (82796) FSN 5330-354-0758									

(1)	(2)	(3)	(4)	(5)	(6)				(7)		
SMR	FEDERAL	DESCRIPTION	USABLE	UNIT	15-DAY ORGANIZATIONAL				ILLUS-	(B)	
CODE	STOCK	REF NUMBER & MFR CODE	ON	OF	QTY	MAINTENANCE	ALW	(D)	FIG.	ITEM	
	NUMBER		CODE	MEAS	INC	(A)	(B)	(C)	(A)	(B)	
				IN	IN	1-5	6-20	21-50	51-100	NO.	NO.
		4 EA, INSULATOR: MAGNETO SUPPRESSOR D1182 (82796) FSN 5970-656-7335									
		1 EA, PIN, LOCK: BREAKER ARM FULCRUM PIN T1498 (82796) FSN 5315-291-7167									
		1 EA, RING, RETAINING: DISTRIBUTOR BEARING A1498A (82796) FSN 5340-205-5132									
		1 EA, RING, RETAINING: DISTRIBUTOR SHAFT C1498 (82796) FSN 5340-428-7565									
		2 EA, SCREW, CAP: END CAP MTG 10S22D (82796) FSN 5305-428-9791									
		2 EA, SCREW, MACHINE									
		2 EA, WASHER, LOCK									
		2 EA, SCREW, ASSEMBLED WASHER: END CAP MTG 10S10D (82796) FSN 5305-281-6387									
		2 EA, SCREW, MACHINE									
		2 EA, WASHER, LOCK									
		1 EA, SEAL, CAPACITOR H2473 (82796)									
		1 EA, SEAL, ROTOR SHAFT: DRIVE END G3861 (82796) FSN 5330-737-2635									
		3 EA, SHIM, THRUST BEARING, MAGNETO C2723 (82796) FSN 5340-576-5825									
		1 EA, WASHER, FLAT: IMPULSE COUPLING A2492C (82796) FSN 5310-205-7981									
		1 EA, WASHER, FLAT: IMPULSE COUPLING A2492A (82796) FSN 5310-285-1591									
		1 EA, WASHER, FLAT: MAGNETO ROLLER BEARING A6304 (82796) FSN 5310-171-3617									
		GROUP 26-WATER PUMP									
P O	5305-832-4607	SCREW, CAP, HEXAGON HEAD: FAN MTG	EA	4		*	*	*	*	32	1
P O	5310-407-9566	WASHER, LOCK: FAN MTG	EA	4	REF	REF	REF	REF		32	2
X20		FAN, ENGINE COOLING F226K213 (14351)	EA	1						32	3
X20		SPACER HUB F162K201 (14351)	EA	1						32	4
X20		HUB, FAN F209K307 (14351)	EA	1						32	5

(1)	(2)	(3)	(4)	(5)	(6)				(7)	
SMR	FEDERAL	DESCRIPTION	USABLE	UNIT	15-DAY ORGANIZATIONAL				ILLUS-	
CODE	STOCK		ON	OF	(A)	(B)	(C)	(D)	(A)	(B)
	NUMBER	REF NUMBER & MFR CODE	CODE	MEAS	MAINTENANCE	ALW			FIG.	ITEM
				IN	1-5	6-20	21-50	51-100	NO.	NO.
				UNIT						
X20		SCREW, ASSEMBLED WASHER X4793 (14351)	C	EA	2					
P O	3030-876-2774	BELT, V F244K217 (14351)		EA	1	*	*	1	2	
		GROUP 27-TRANSMITTER, SWITCHES AND NAMEPLATE								
P O	4730-263-2733	TEE, PIPE 3750X2 (79470)		EA	1	REF	REF	REF	REF	33 1
P O	5930-669-7872	SWITCH, PRESSURE: OIL 1506983 (70040)		EA	1	*	*	*	*	33 2
P O		SWITCH: LOW OIL PRESSURE 2904CZ0 (51240)	A,B	EA	1	*	*	*	*	33 3
X20		TEE, PIPE: OIL PRESSURE SWITCH 150M1Y8 (14959)		EA	1					33 4
X20		NIPPLE, PIPE: OIL PRESSURE SWITCH 3326X2 (79470)	A,B	EA	1					33 5
X20		BUSHING, PIPE: OIL PRESSURE SWITCH 3224X2 (79470)	A,B	EA	1					33 6
P O	4730-415-3172	COUPLING, PIPE: OIL PRESSURE SWITCH 3200X2 (79470)		EA	1	*	*	*	*	33 7
P O	4730-014-6763	TEE, PIPE 3750X4 (79470)		EA	1	*	*	*	*	33 8
P O	6620-993-5546	TRANSMITTER: OIL PRESSURE MS24539-1 (96906)		EA	1	REF	REF	REF	REF	33 9
X20		PLATE, ENGINE DATA X6064 (14351)	B	EA	1					33 10
P O	4730-263-3124	PLUG, PIPE: OIL PAN DRAIN SIDE	B	EA	1	*	*	*	*	33 11
		GROUP 28-BLOCK, CYLINDER HEAD AND VALVE COVER								
X20		PLUG, EXPANSION: CYLINDER HEAD X2538 (14351)		EA	1					34 1
X20		HEAD, CYLINDER BLOCK F244A402 (14351)		EA	1					34 2
X20		BUSHING, PIPES: THERMOSTAT SENDER		EA	1					34 3
P O	6685-814-5271	TRANSMITTER, TEMPERATURE 6400587 (70040)		EA	1	*	*	*	*	34 4
P O	5306-703-0227	BOLT, MACHINE X6588 (14351)	A,B	EA	1	*	*	*	*	34 5
P O	5310-167-0821	WASHER, FLAT: CYLINDER HEAD TO BLOCK SCREW 3XX1435 (14351)	A,B	EA	1	*	*	*	*	34 6
P O	5306-271-2280	BOLT, MACHINE: CYLINDER BLOCK X3940 (14351)	A	EA	3	*	*	*	*	34 7
P O	5310-188-4233	WASHER, FLAT: CYLINDER BLOCK X14134 (14351)	A,B	EA	3	*	*	*	*	34 8
P O	5930-994-9366	SWITCH, THERMOSTAT 1512473 (70040)		EA	1	*	*	*	*	34 9
P O	5305-843-6442	SCREW, CAP, HEXAGON HEAD: CYLINDER HEAD MTG, 3/8-16 THD SIZE, 3 IN. LG X3963 (14351)	A,B	EA	32	*	*	*	*	34 10



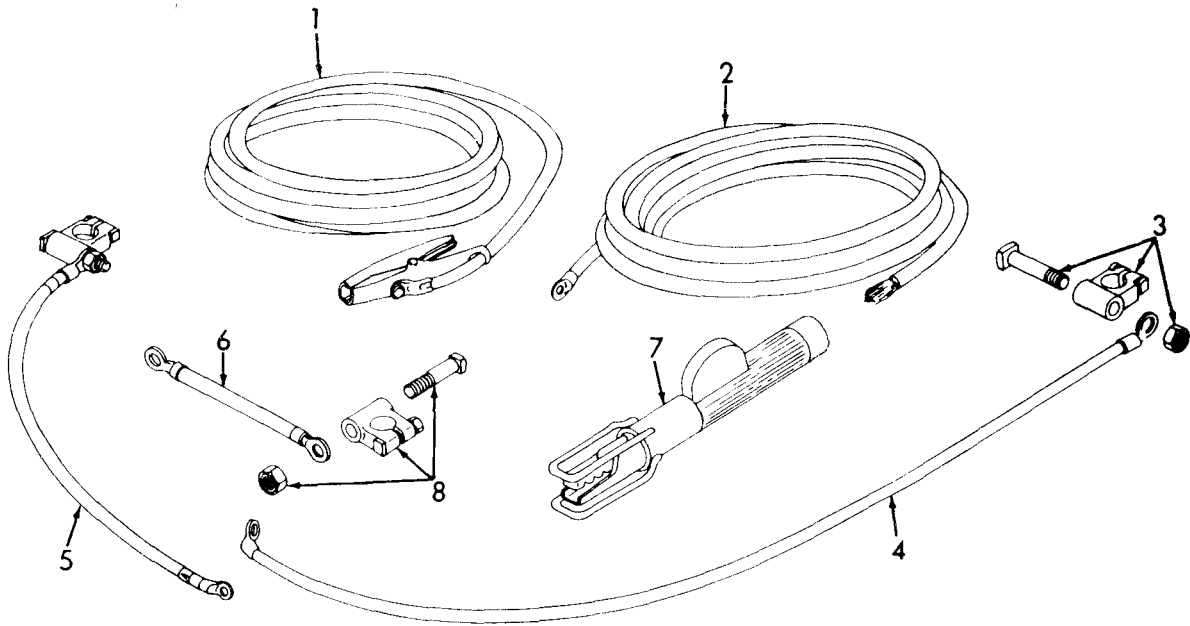
(1)	(2)	(3)	(4)	(5)	(6)				(7)		
SMR	FEDERAL	DESCRIPTION	USABLE	UNIT	15-DAY ORGANIZATIONAL				ILLUS-	(B)	
CODE	STOCK	REF NUMBER & MFR CODE	ON	OF	(A)	(B)	(C)	(D)	TRATION	ITEM	
	NUMBER		CODE	MEAS	1-5	6-20	21-50	51-100	(A)	NO.	
				IN					FIG.	NO.	
				UNIT					NO.		
P O	5310-809-0940	WASHER, FLAT: CYLINDER HEAT MTG	A	EA	32	*	*	*	*	34	11
X20		PLUG, PIPE: HOLE CLOSING 3150X2 (14351)		EA	1					34	12
X20		ADAPTER, WATER OUTLET: THERMOSTAT F400K395 (14351)		EA	1					34	13
P O	4730-930-0548	CLAMP, HOSE: RADIATOR HOSE MTG QS500M24S (08484)		EA	4	REF	REF	REF	REF	34	14
P O	2930-994-9296	HOSE, RADIATOR: UPPER LF1964 (36024)	A,B	EA	1	*	*	*	1	34	15
P O	5310-880-7744	NUT, PLAIN, HEXAGON: ADAPTER MTG X1801E (14351)		EA	2	REF	REF	REF	REF	34	16
P O	5310-959-4679	WASHER, LOCK: THERMOSTAT ELBOW MTG X202 (14351)	A,B	EA	2	*	*	*	*	34	17
X10		GASKET: WATER OUTLET ELBOW C400K215 (14351)		EA	1		SEE 2805	KIT -679	FSN -5780	34	18
X20		STUD, PLAIN: THERMOSTAT ELBOW MTG X1952 (14351)		EA	2					34	19
X20		DIPSTICK F600L3440 (14351)		EA	1					34	20
X20		CAP, FILLER OPENING D600L2270 (14351)		EA	1					34	21
P O		WASHER, NONMETALLIC: OIL GAGE K404L210 (14351)		EA	1	*	*	*	*	34	22
P O	4730-196-1470	NIPPLE, PIPE, GALVANIZED: OIL FILLER X12210 (14351)		EA	1	*	*	*	*	34	23
X20		SUPPORT, OIL LEVEL GAGE 10FL227 (14351)		EA	1					34	24
X20		COCK, DRAIN: RADIATOR X12543 (14351)		EA	1					34	25
P O	4730-193-0875	BUSHING, PIPE: RADIATOR DRAIN COCK X12190 (14351)		EA	1	*	*	*	*	34	26
X20		STUD, PLAIN: VALVE TAPPET COVER X1915 (14351)		EA	2					34	37
X20		VALVE, OIL PRESSURE RELIEF 15SL2H (14351)		EA	1					34	38
P O	5310-754-1686	WASHER, RELIEF VALVE X14324 (14351)	A,B	EA	2	*	*	*	*	34	39
P O	2805-246-7611	SPRING, HELICAL, COMPRESSION: RELIEF VALVE 10FL230 (14351)		EA	1	*	*	*	*	34	40
X10		GASKET: OIL PRESSURE RELIEF X365 (14351)		EA	1		SEE 2805	KIT -679	FSN 5780	34	41
X20		PLUG, MACHINE: THREAD RELIEF VALVE 41AL200 (14351)		EA	1					34	42
X10		GASKET: VALVE COVER F600A369 (14351)		EA	1		SEE 2805	KIT -679	FSN -5780	34	43
X20		COVER ASSEMBLY, VALVE TAPPET F600A3670 (14351)		EA	1					34	44
X10		GASKET: VALVE COVER NUT X334 (14351)		EA	3		SEE 2805	KIT -679	FSN -5780	34	45
P O	5310-012-1932	NUT, PLAIN, HEXAGON: TAPPET COVER MOUNTING X18237 (14351)		EA	3	*	*	*	*	34	46
P O	5307-339-1404	STUD, PLAIN: VALVE TAPPET COVER, CENTER X4016 (14351)		EA	1	*	*	*	*	36	47

(1) SMR CODE	(2) FEDERAL STOCK NUMBER	(3) DESCRIPTION  REF NUMBER & MFR CODE	(4) USABLE ON CODE	(5) UNIT OF MEAS	(6) 15-DAY ORGANIZATIONAL MAINTENANCE ALW				(7) ILLUS- TRATION		
					(A) 1-5	(B) 6-20	(C) 21-50	(D) 51-100	(A) FIG. NO.	(B) ITEM NO.	
P O	5307-206-2583	STUD, PLAIN: FUEL PUMP MTG X19837 (14351)		EA	2	*	*	*	*	34	48
P O	4730-011-3175	PLUG, PIPE: OIL, CYLINDER BLOCK 3151X2 (79470)		EA	2	*	*	*	*	34	49
P O	4730-684-5094	PLUG, PIPE: CYLINDER BLOCK, REAR X1018 (14351)	A,C	EA	1	*	*	*	*	34	53
P O	5307-550-3887	STUD, PLAIN: INTAKE MANIFOLD MTG X4266 (14351)		EA	8	*	*	*	*	34	54
P O	5307-206-5452	STUD, PLAIN: EXHAUST MANIFOLD MTG X19006 (14351)		EA	3	*	*	*	*	34	55
X20		PLUG, CYLINDER: EXPANSION X2279 (14351)		EA	9					34	56
X10		GASKET, CYLINDER HEAD F244A500 (14351)		EA	1		SEE 2805	SET -568	FSN -7950	34	58
P O	6620-606-8178	THERMOSTAT, FLOW CONTROL GD157K204 (14351)		EA	1	*	*	1	1	34	59
X20		ADAPTER F218K202 (14351)		EA	1					34	60
P O	5307-265-9187	STUD, PLAIN		EA	2	*	*	*	*		
X10		GASKET, OIL PAN: FILLER BLOCK TO OIL PAN F4008255 (14351)	C	EA	2		SEE 2805	KIT -679	FSN -5780		
X20		GROUP 29-MOTOR, OIL PAN AND NAMEPLATES									
X20		PLATE, INTERCHANGEABLE PARTS X6066 (14351)		EA	1					35	4
X20		PLATE, ENGINE NAME X6065 (14351)		EA	1					35	5
P O	5315-466-4416	PIN, STRAIGHT, HEADED: ENGINE NAMEPLATE		EA	4	*	*	*	*	35	6
X20		MOUNT T8823 (36232)	C	EA	2					35	9
X20		MOUNT T7355 (36232)	C	EA	1					35	10
X20		NUT, PLAIN, HEXAGON T9187-3 (36024)	C	EA	1					35	11
P O	5310-728-2044	WASHER, LOCK: GROUND CABLE TO TIMING GEARCOVER		EA	2	*	*	*	*	35	13
P O	5306-225-8494	BOLT, MACHINE: GROUND STRAP TO ENGINE GEAR COVER		EA	1	REF	REF	REF	REF	35	17
P O	5310-728-2044	WASHER, LOCK: GROUND STRAP TO ENGINE GEAR COVER		EA	2	REF	REF	REF	REF	35	18
M O		STRAP, GROUND: SKID TO ENGINE GEAR COVER MANUFACTURE FROM:  BRAID, WIRE, 12 IN. REQUIRED		EA	1					35	19
P O	4730-196-1505	NIPPLE: OIL PAN DRAIN	A	EA	1	*	*	*	*	35	20
P O	4820-060-9289	COCK: OIL PAN DRAIN	A	EA	1	*	*	*	*	35	21
P O	4730-196-0892	BUSHING: OIL PAN DRAIN	A	EA	1	*	*	*	*	35	22

(1) SMR CODE	(2) FEDERAL STOCK NUMBER	(3) DESCRIPTION  REF NUMBER & MFR CODE	(4) USABLE ON CODE	(5) UNIT OF MEAS  INC IN UNIT	(6) 15-DAY ORGANIZATIONAL MAINTENANCE ALW				(7) ILLUS- TRATION		
					(A) 1-5	(B) 6-20	(C) 21-50	(D) 51-100	(A) FIG. NO.	(B) ITEM NO.	
M O		NIPPLE: OIL PAN DRAIN MANUFACTURE FROM	A	EA	1					35	23
		PIPE, STEEL, AS REQUIRED FSN 4710-278-5411	A								
P O	4730-202-8972	CLAMP, LOOP: OIL PAN DRAIN	A	EA	1	*	*	*	*	35	24
M O		HOSE, RUBBER: OIL PAN DRAIN MANUFACTURE FROM:	A	EA	1					35	25
		HOSE, RUBBER, 18 IN. REQUIRED FSN 4720-289-2620	A								
P O	4730-068-5876	CLAMP, HOSE QS500M28S (08484)	C	EA	5	*	*	*	*		
X20		DECAL, INSTRUCTION: ENGINE DATA X6064 (14351)	C	EA	1						
X20		HOSE, HEATER LEW2217 (36024)	C	EA	1						
P O	4730-215-7390	PLUG, MACHINE THREAD: OIL PAN 22RB221 (14351)	C	EA	1	*	*	*	*		
X10	5330-291-6496	PACKING MATERIAL: REAR BEARING REAR BEARING FILLER BLOCK	C	EA	2		SEE 2805	KIT -679	FSN 5780		
P O	2805-679-5780	PARTS KIT ENGINE OVERHAUL (INCLUDES COMPONENTS OF GASKET SET, STOCK NO. 2805-568-7950) FS244U107 (14351)		EA	1	*	*	1	1		
		1 EA, GASKET: WATER OUTLET ELBOW C400K215 (14351)									
		1 EA, GASKET: CARBURETOR MTG S4F203 (14351) FSN 5330-171-9010									
		1 EA, FELT, OIL GUARD: REAR BEARING, OIL F400B251 (14351) FSN 5330-327-4042									
		1 EA, GASKET: EXHAUST TO INTAKE MANIFOLD F600E212 (14351) FSN 2805-399-7018	A,B								
		1 EA, GASKET: FRONT END PLATE F244B301 (14351) FSN 2805-353-8675									
		1 EA, GASKET: FUEL PUMP MTG 16EV201 (14351) FSN 5330-360-8491									
		1 EA, GASKET: GOVERNOR BOLT X318 (14351) FSN 5330-190-4221									
		1 EA, GASKET: GOVERNOR FLANGE F400S202 (14351) FSN 5330-358-4785									
		2 EA, GASKET: MAGNETO MTG F140M232 (14351) FSN 2990-848-4599									
		0 EA, GASKET: MAGNETO TO SPACER (1) F244M220 (14351)									
		1 EA, GASKET: OIL PRESSURE RELIEF X365 (14351) FSN 5330-190-4224									
		1 EA, GASKET: OIL PUMP COVER C400L231 (14351) FSN 2805-383-8705									

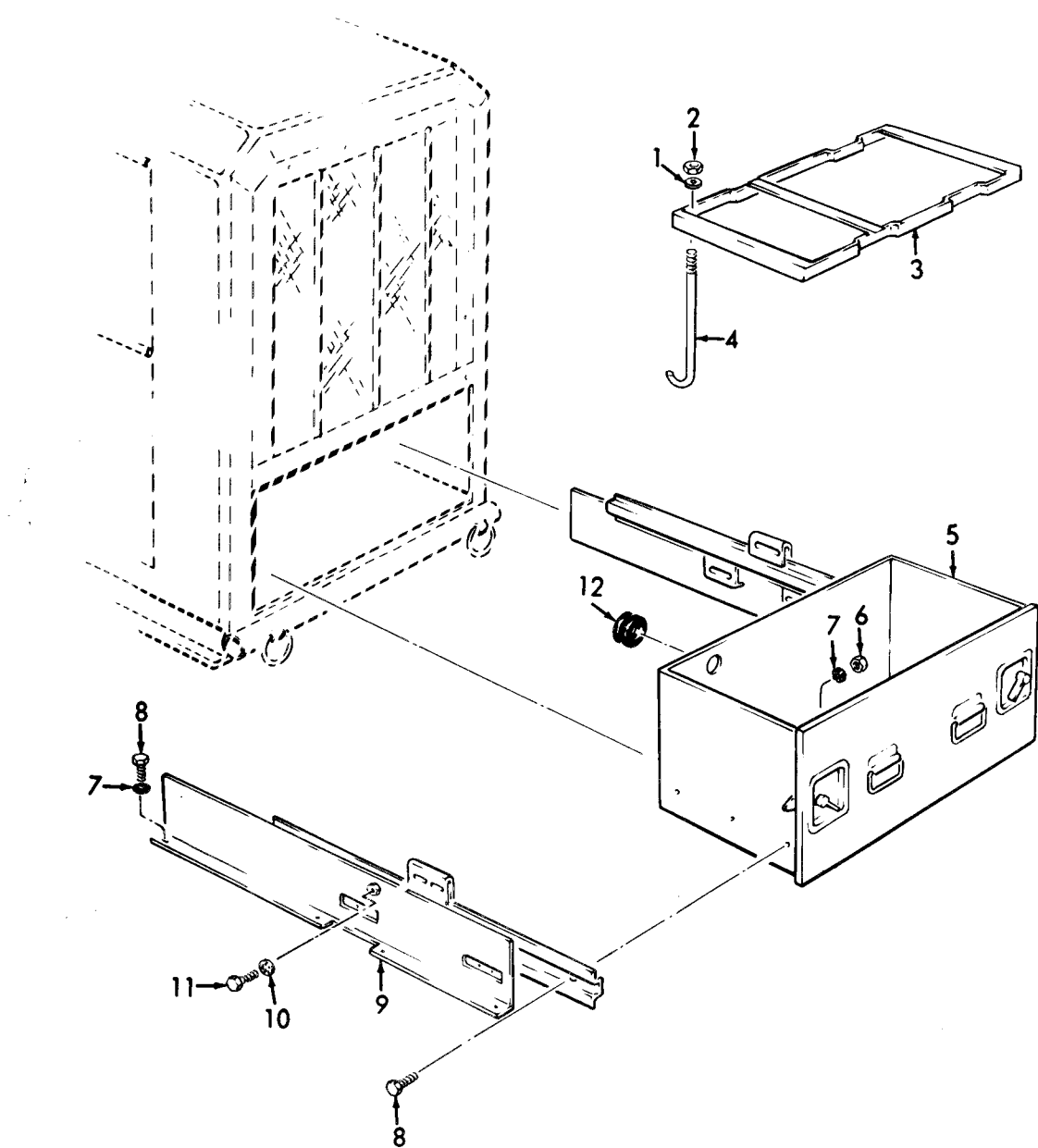
(1)	(2)	(3)	(4)	(5)	(6)				(7)		
SMR	FEDERAL	DESCRIPTION	USABLE	UNIT	15-DAY ORGANIZATIONAL				ILLUS-		
CODE	STOCK	REF NUMBER & MFR CODE	ON	OF	QTY	MAINTENANCE	ALW	(C)	(D)	TRATION	
	NUMBER		CODE	MEAS	INC	(A)	(B)			(A)	
					IN	1-5	6-20	21-50	51-100	FIG.	
					UNIT					ITEM	
										NO.	
										NO.	
		1 EA, GASKET: OIL PUMP STRAINER TO COVER 17EL204 (14351) FSN 5330-383-8694									
		1 EA, GASKET SET, OIL PAN F226U102 (14351) FSN 2805-030-0803	A,B								
		1 EA, GASKET: MANIFOLD F600E306 (14351)									
		1 EA, GASKET: DRAIN PLUG W4B108 (14351)	C								
		1 EA, PACKING, MATERIAL: FAN DRIVE PULLEY KEYWAY C400K217 (14351)									
		1 EA, GASKET: VALVE COVER F600A369 (14351)									
		3 EA, GASKET: VALVE COVER NUT X334 (14351)									
		2 EA, GASKET, OIL PAN: FILLER BLOCK TO OIL PAN F400B255 (14351)	C								
		1 EA, GASKET, ADAPTER E600S210 (14351)									
P O	2805-568-7950	GASKET SET, ENGINE F244U102 (14351)		EA	1	*	*	1	2		
		1 EA, GASKET: CYLINDER HEAD F844A500 (14351)	C								
		1 EA, GASKET, CYLINDER HEAD F244A500 (14351) FSN 2805-353-8674									
		1 EA, GASKET: MANIFOLD F600E306 (14351)									
		1 EA, GASKET: VALVE COVER F600A369 (14351) FSN 2805-347-1852									
		3 EA, GASKET: VALVE COVER NUT X334 (14351) FSN 5330-286-8895									
		GROUP 30-OIL PUMP									
X10		GASKET: DRAIN PLUG W4B108 (14351)	C	EA	1		SEE 2805	KIT -679	FSN -5780		
P O	6150-242-3717	LEAD, ELECTRICAL: GROUND LA300-1831 (36024)	C	EA	1	*	*	*	1		
		GROUP 31-CAMSHAFT, VALVES AND TIMING GEAR									
P O		LEAD, ELECTRICAL LA300-1831 (36024)	C	EA	1	*	*	*	*		
P O	6150-242-3716	LEAD, ELECTRICAL LA300-1832 (36024)		EA	1	REF	REF	REF	REF		
		GROUP 33-CRANKSHAFT, FLYWHEEL									
P O	5315-012-4553	KEY, WOODRUFF: CRANKSHAFT PULLEY X511 (14351)		EA	2	*	*	*	*	39	11
X20		PULLEY, GROOVED: CRANKSHAFT F140K309 (14351)		EA	1					39	15

(1) SMR CODE	(2) FEDERAL STOCK NUMBER	(3) DESCRIPTION  REF NUMBER & MFR CODE	(4) USABLE ON CODE	(5) UNIT OF MEAS	(6) QTY INC IN UNIT	(6) 15-DAY ORGANIZATIONAL MAINTENANCE ALW				(7) ILLUS- TRATION	
						(A) 1-5	(B) 6-20	(C) 21-50	(D) 51-100	(A) FIG. NO.	(B) ITEM NO.
X10		PACKING, MATERIAL: FAN DRIVE PULLEY KEYWAY C400K217 (14351)		EA	1		SEE 2805	KIT -679	FSN -5780	39	16
P O	5310-353-8694	WASHER, FLAT F600-0-205 (14351)		EA	1	*	*	*	*	39	17
X20		JAW, STARTING F600-0-206 (14351)		EA	1					39	18
P O	5305-269-3213	SCREW, CAP, HEXAGON HEAD	A	EA	5	REF	REF	REF	REF		
P O	5310-261-7340	WASHER	A	EA	5	REF	REF	REF	REF		
		GROUP 34-FIRE EXTINGUISHER									
P O	4210-555-8837	EXTINGUISHER, FIRE, MONOBROMOTRIFLUOROMETHANE	C	EA	1	*	*	*	*		
P OR	4210-708-0031	CYLINDER, FIRE EXTINGUISHER: FOR EXTINGUISHER, FIRE, MONOBROMOTRIFLUOROMETHANE, CF3BR	B,C	EA	1	*	*	*	*		
P O	4210-779-3516	SEAL, FIRE EXTINGUISHER, SELF-LOCKING: FOR FIRE EXTINGUISHER, MONOBROMOTRIFLUOROMETHANE, CF3BR	B,C	EA	1	*	*	1	1		



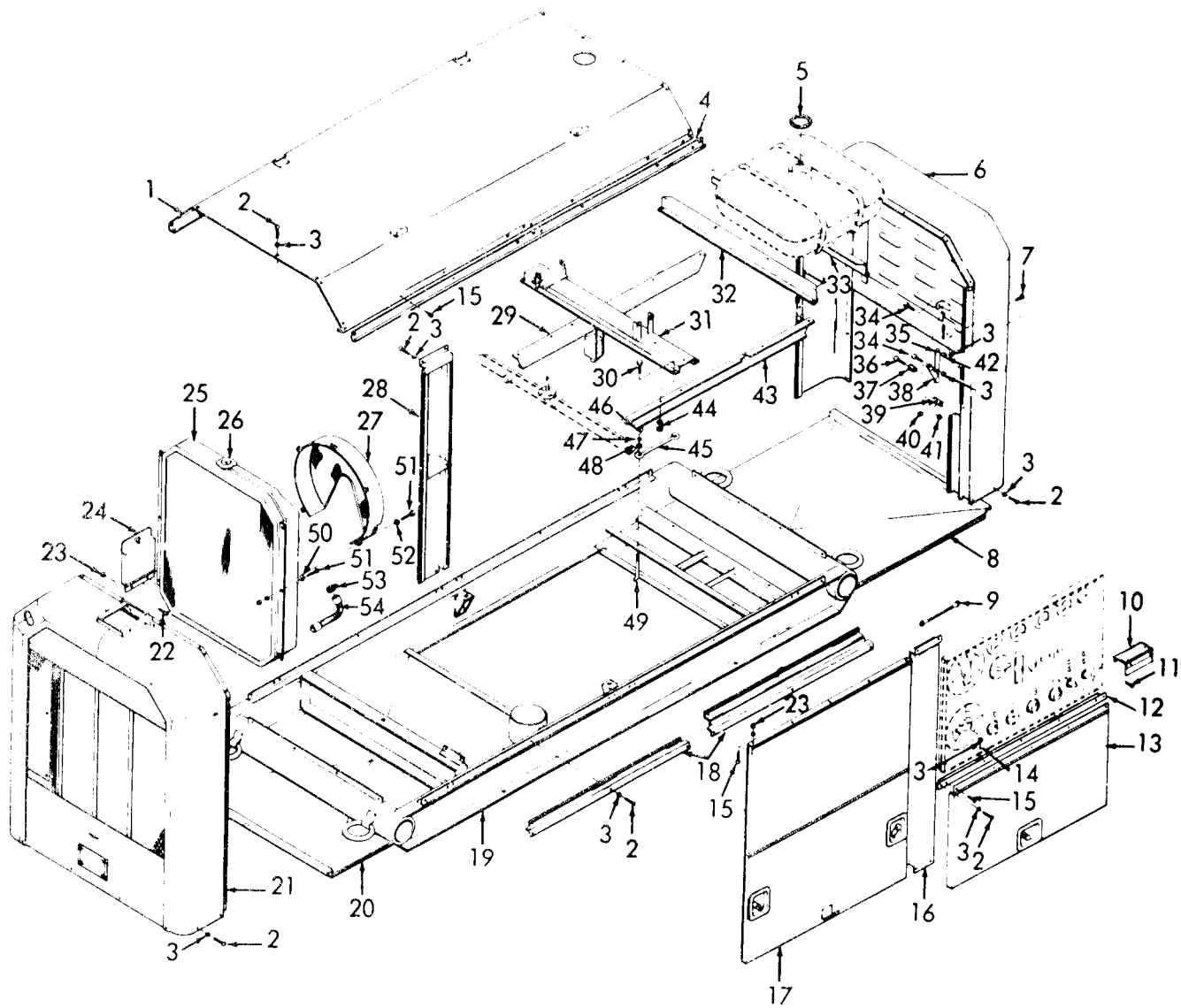
ME 3431-205-35P/1

Figure 1. Battery Cables and Holders.



ME 3431-205-35P/2

Figure 2. Battery Box.



ME 3431-205-35P/3

Figure 3. Enclosure and Skid.



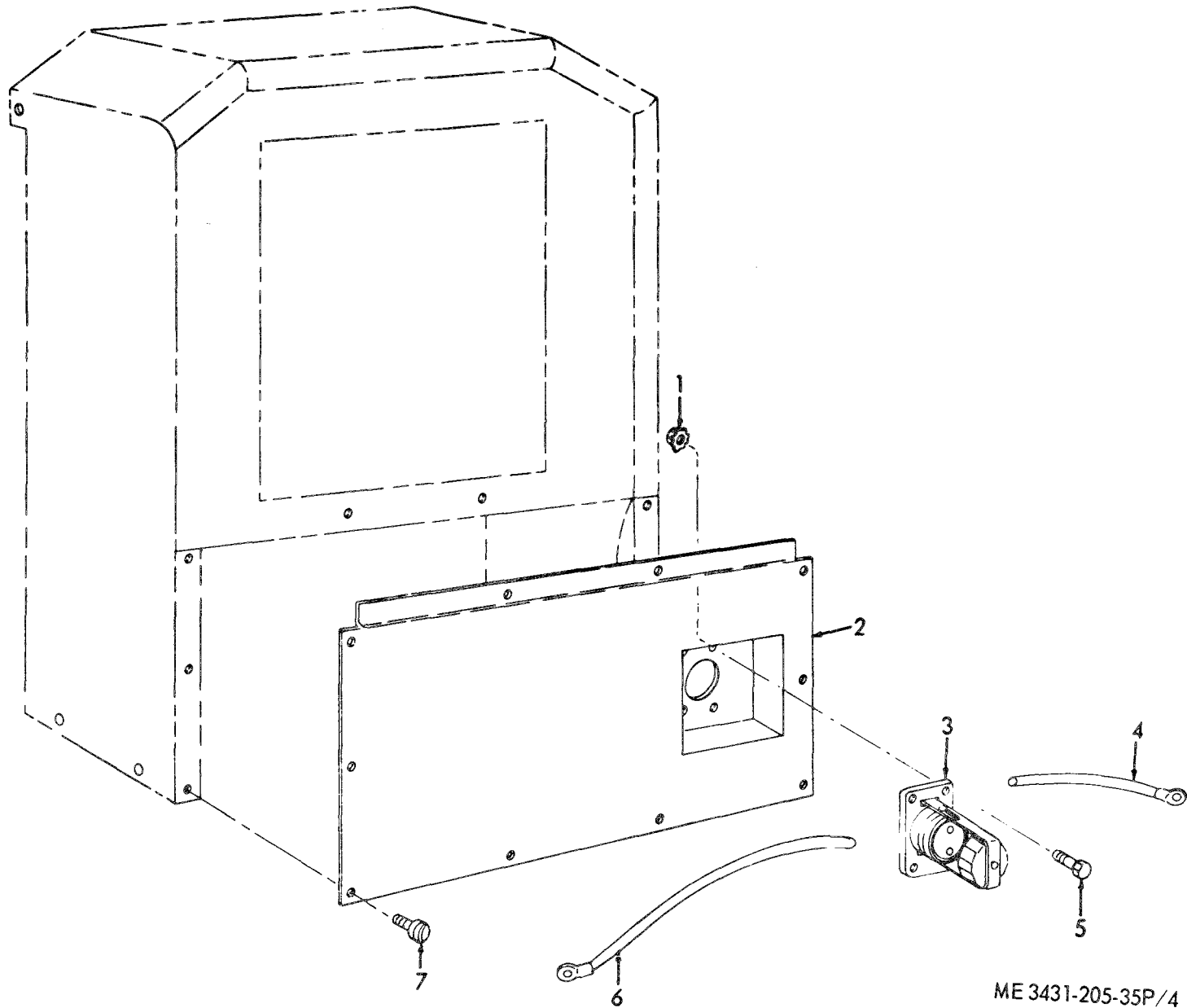
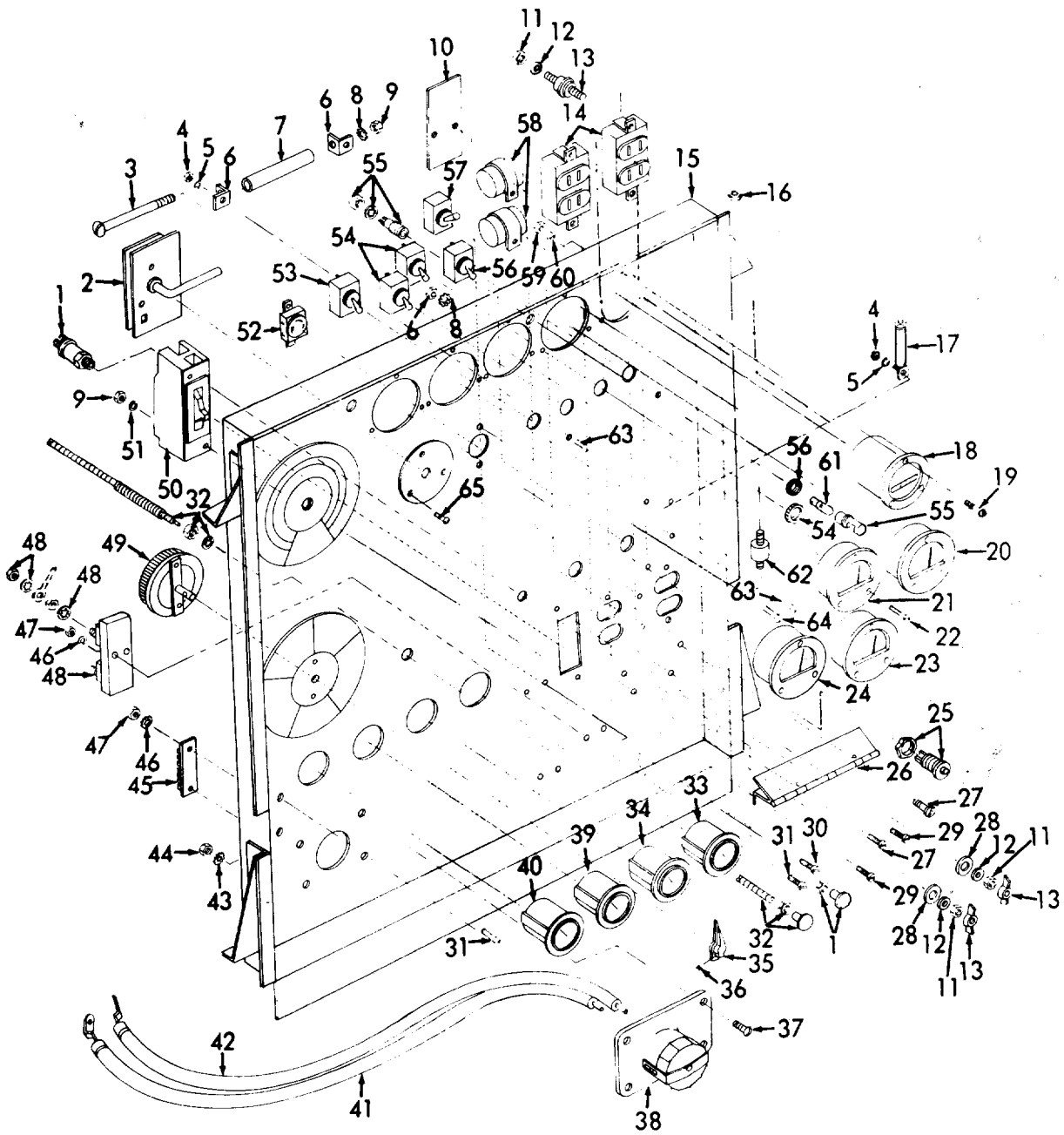


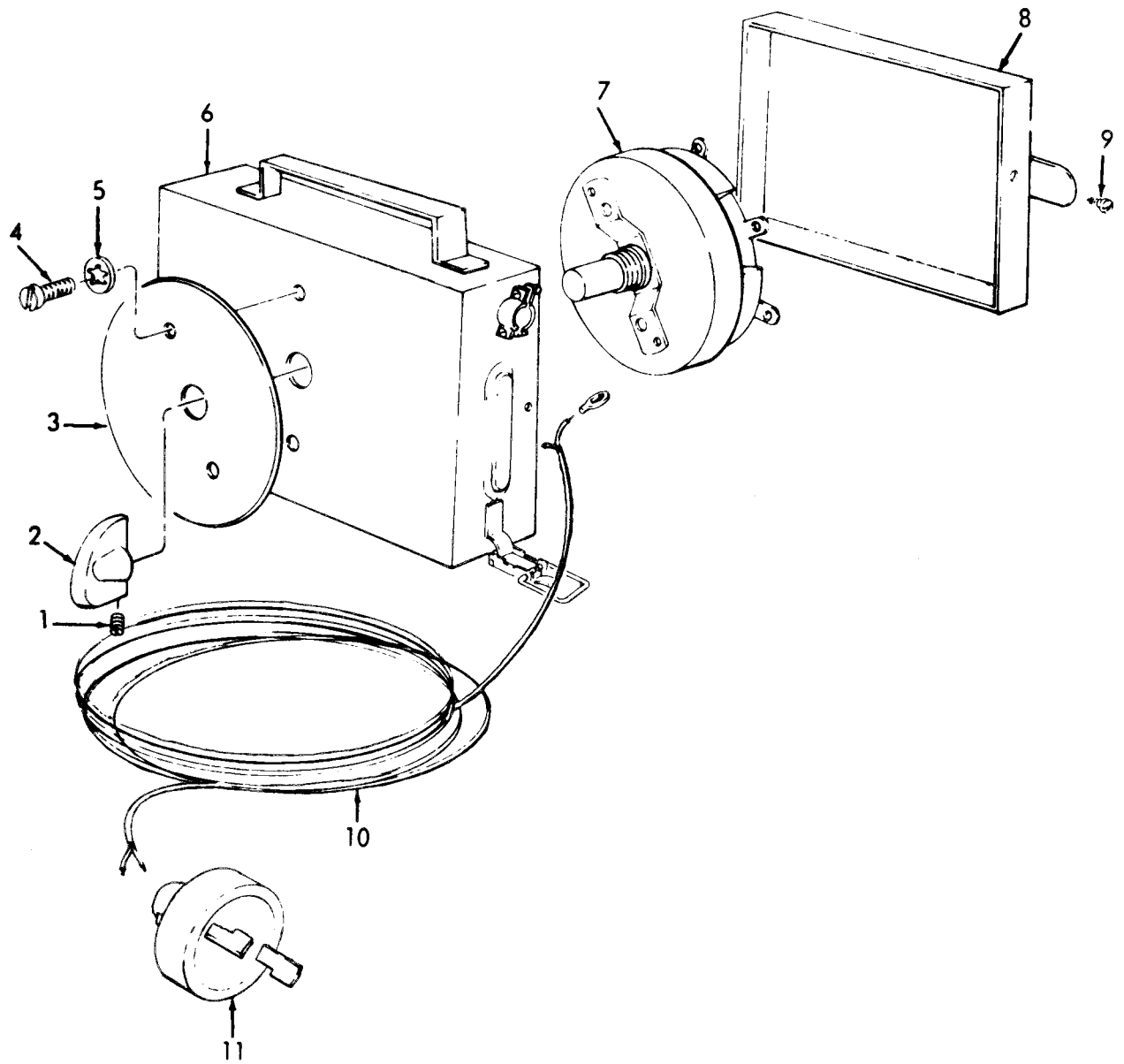
Figure 4. Rear Panel and Connector.

ME 3431-205-35P/4



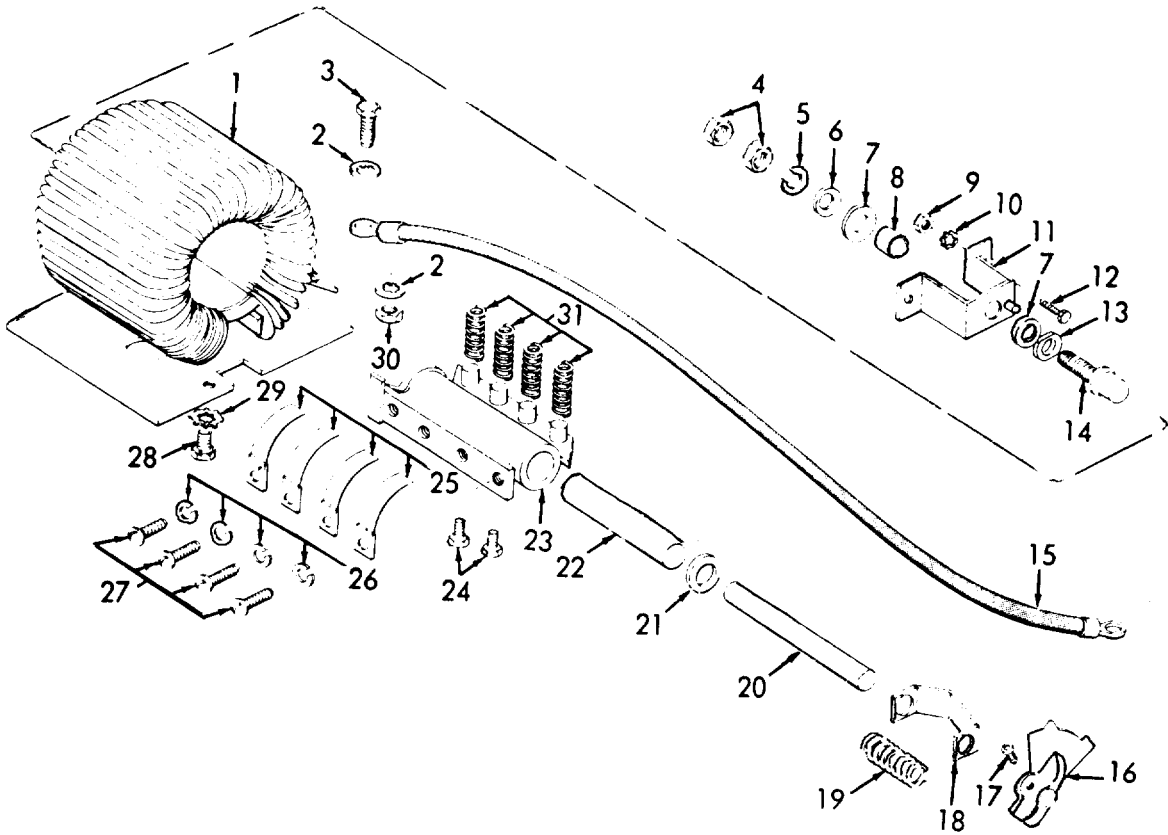
ME 3431-205-35P/5

Figure 5. Instrument Panel.



ME 3431-205-35P/6

Figure 6. Remote Control.



ME 3431-205-35P/7

Figure 7. Current Control.

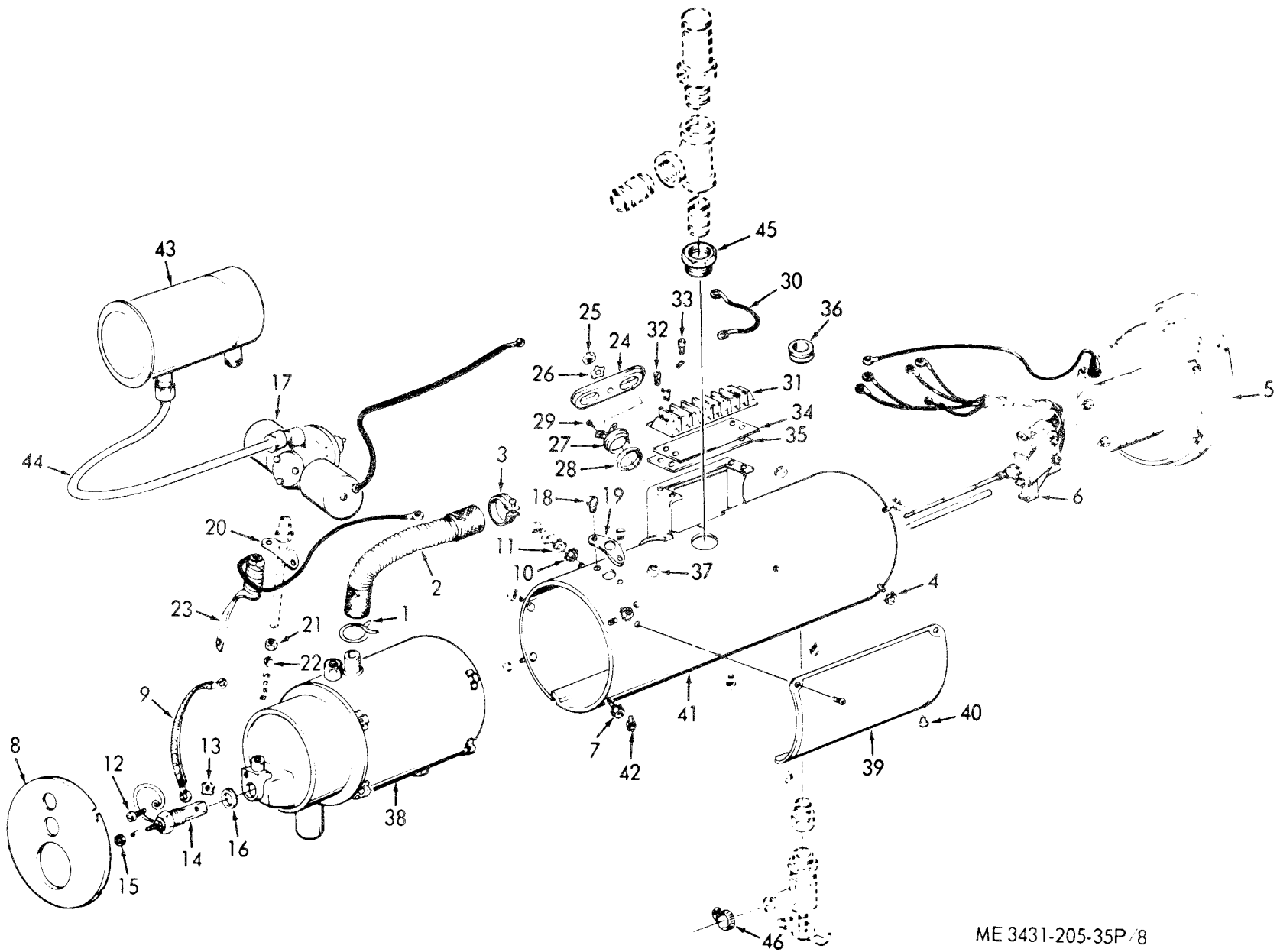
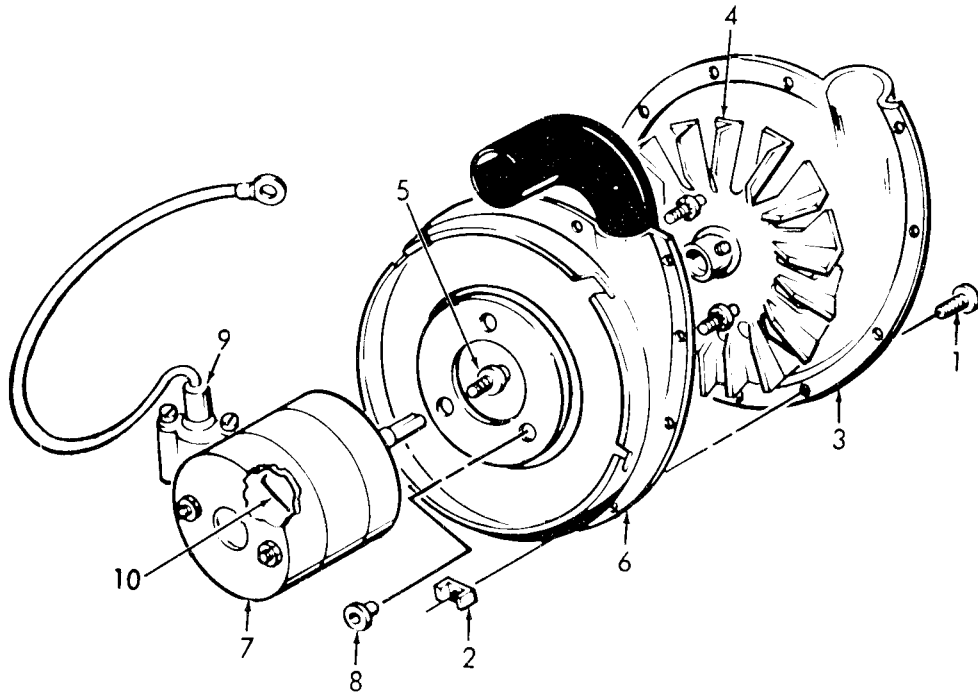


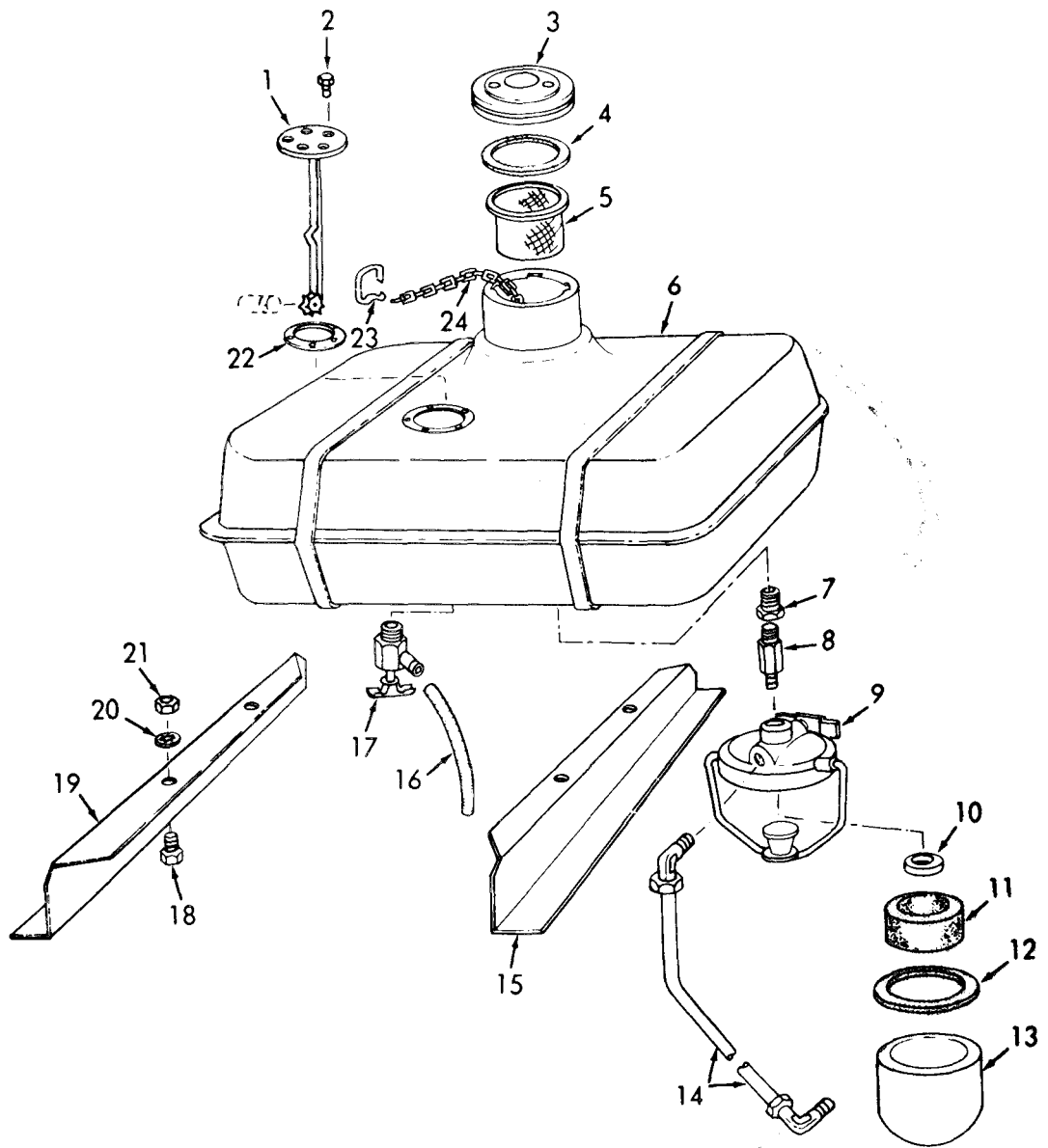
Figure 8. Coolant Heater.

ME 3431-205-35P/8



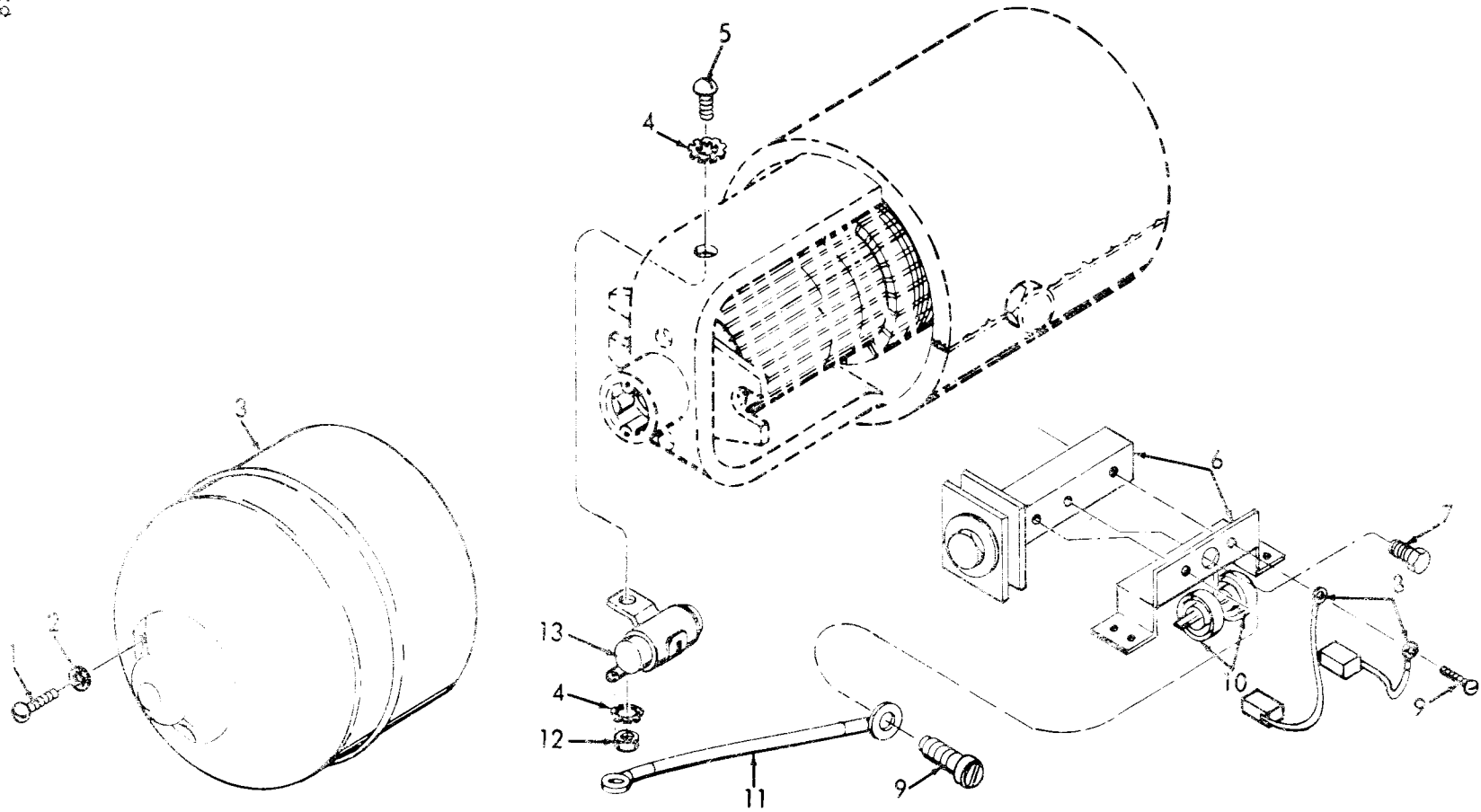
ME 3431-205-35P/9

Figure 9. Blower Assembly.



ME 3431-205-35P/10

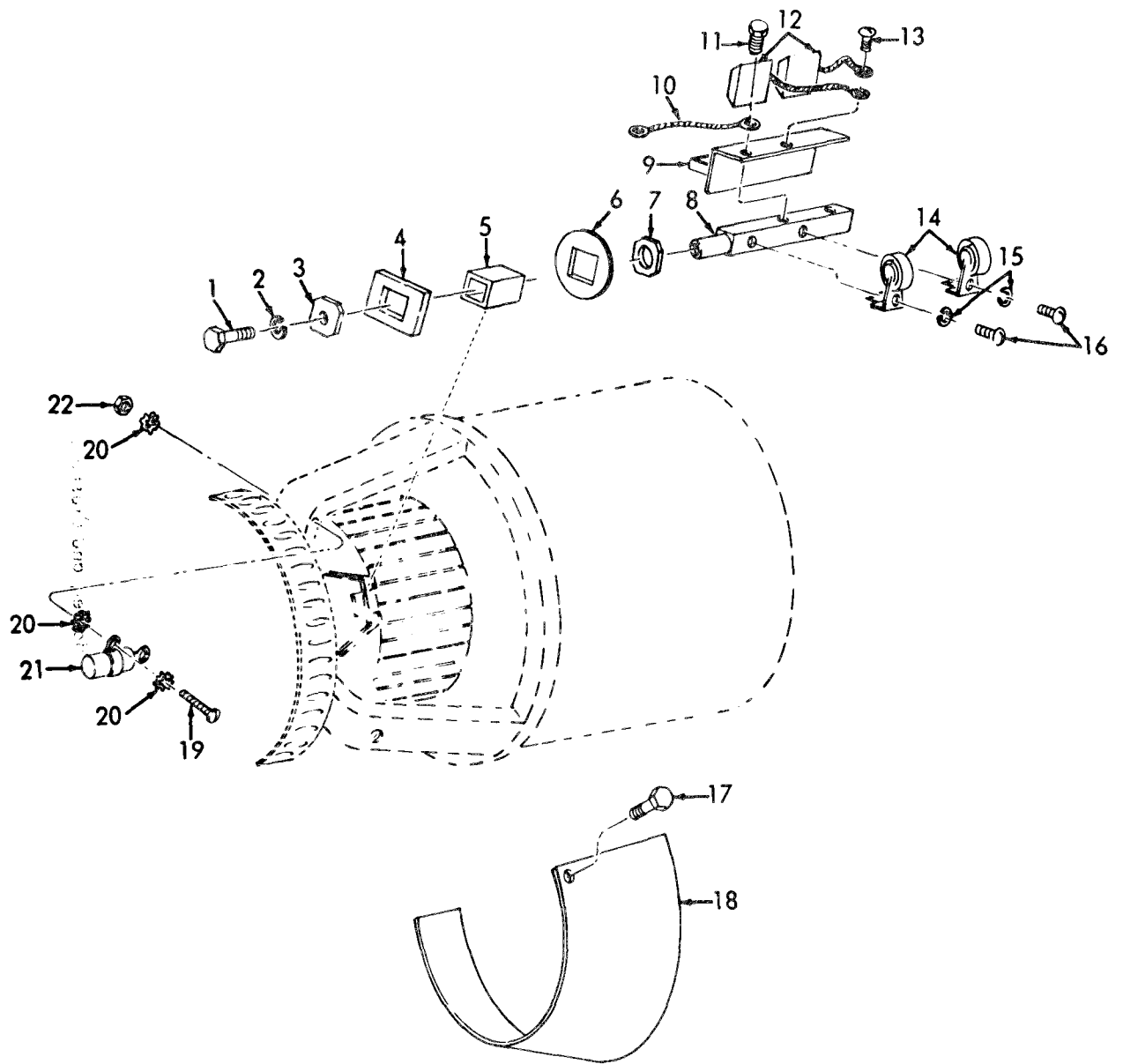
Figure 10. Fuel Tank and Fuel Strainer.



ME 3431-205-35P/11

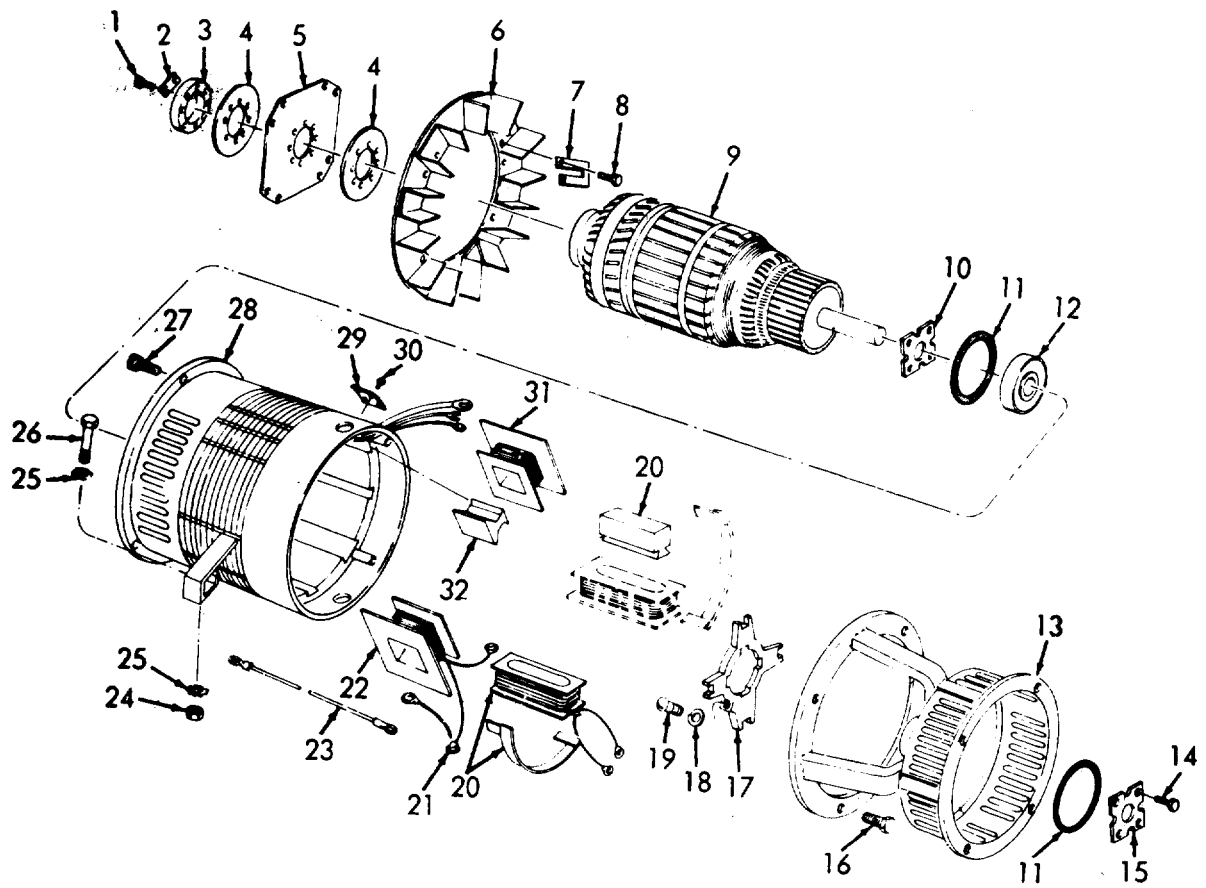
Figure 11. Cover, Brush Holder, and Brushes.





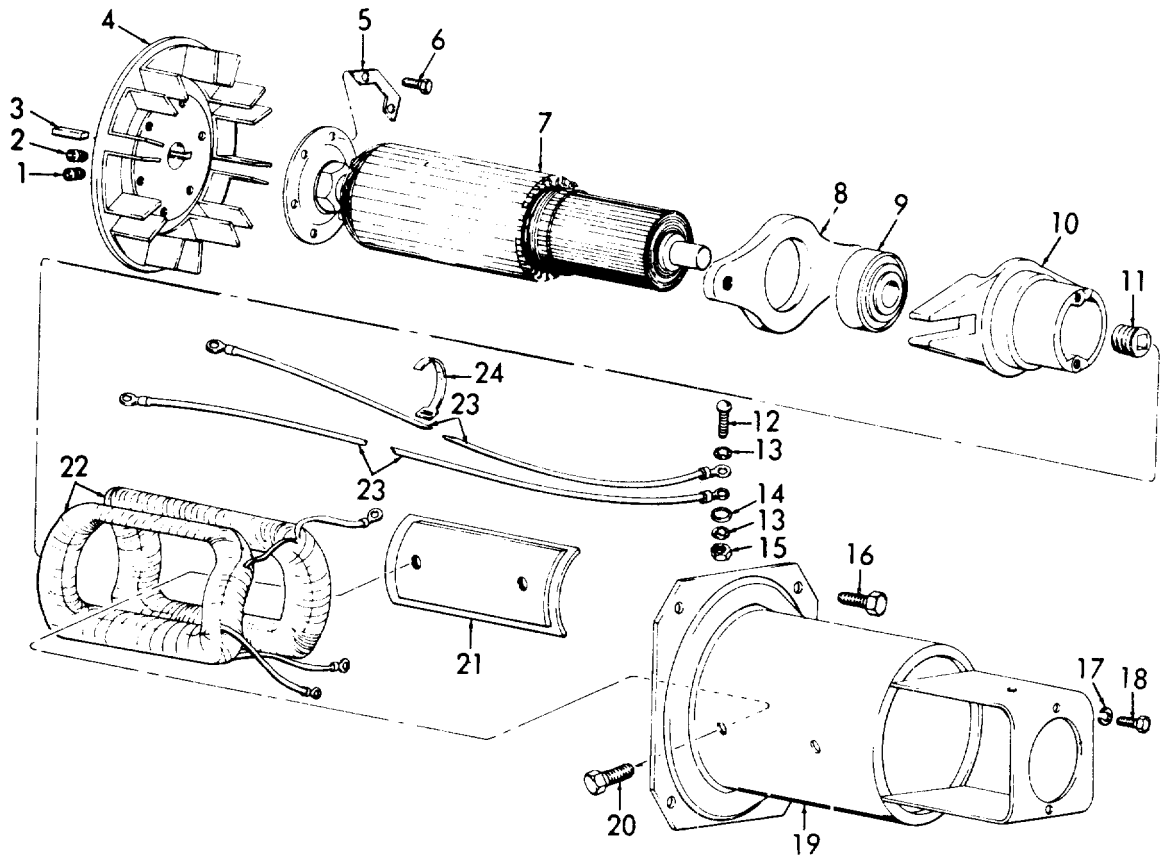
ME 3431-205-35P/12

Figure 12. Brush Holders, Capacitors, Exciter.



ME 3431-205-35P/13

Figure 13. Generator, Welding.



ME 3431-205-35P/14

Figure 14. Generator Exciter.

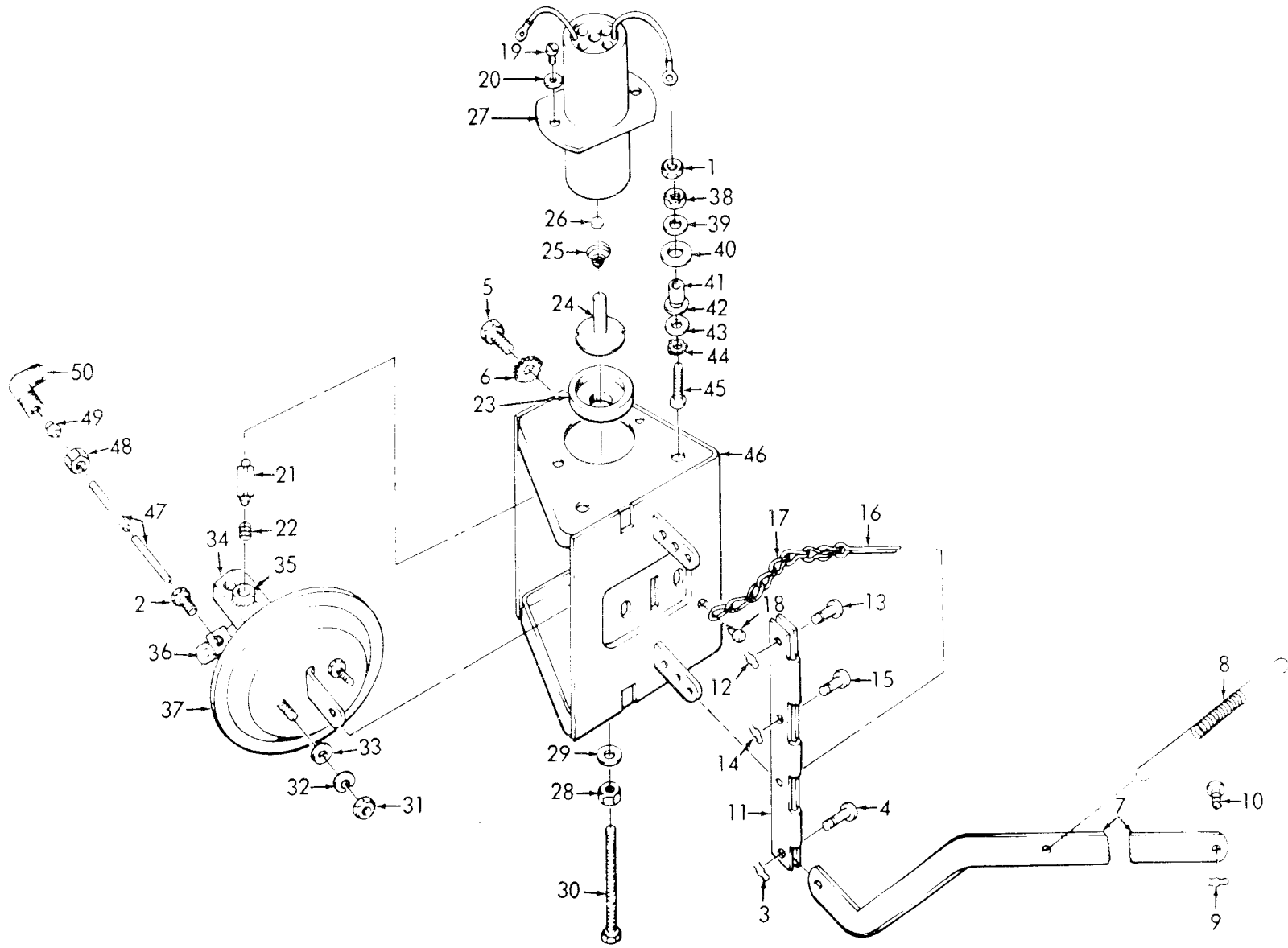
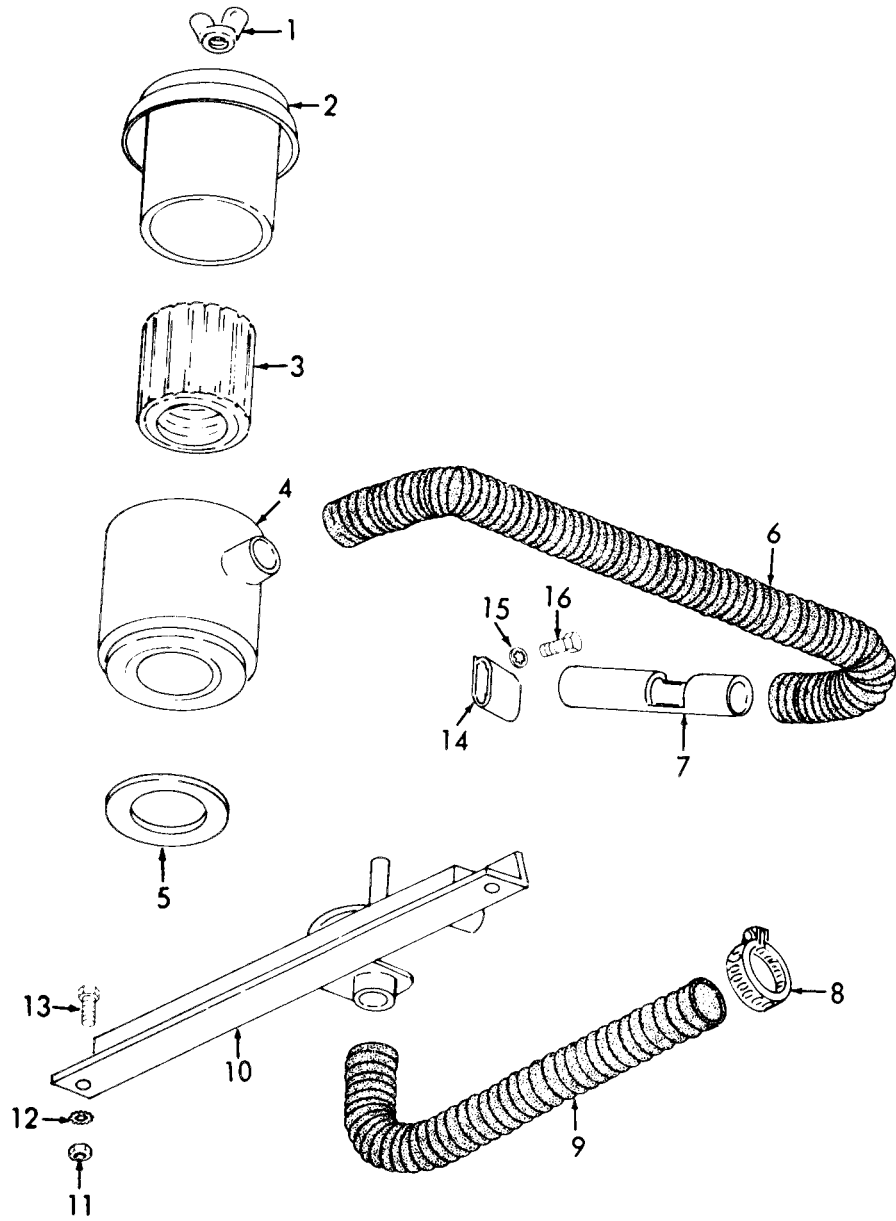


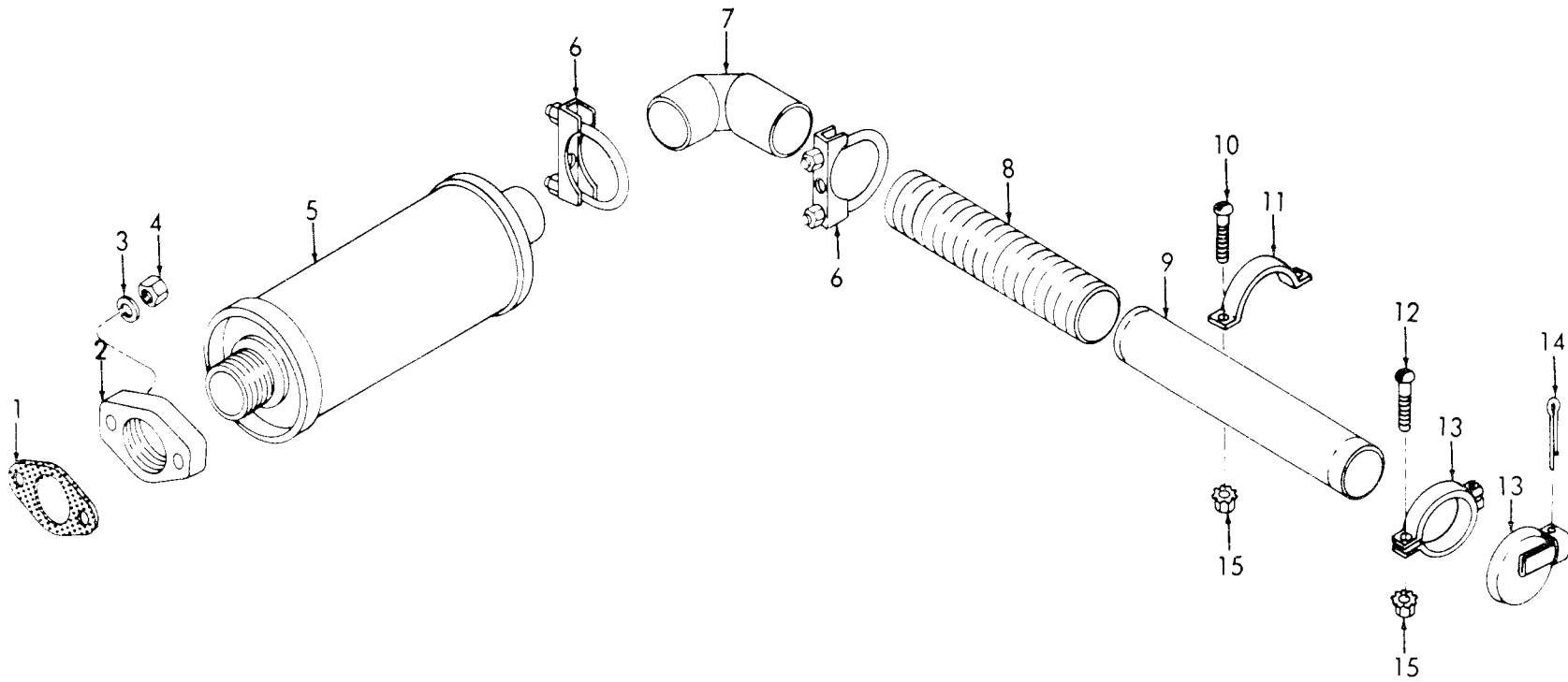
Figure 15. Timing and Speed Control Symbol C.

ME 3431-205-35P/15



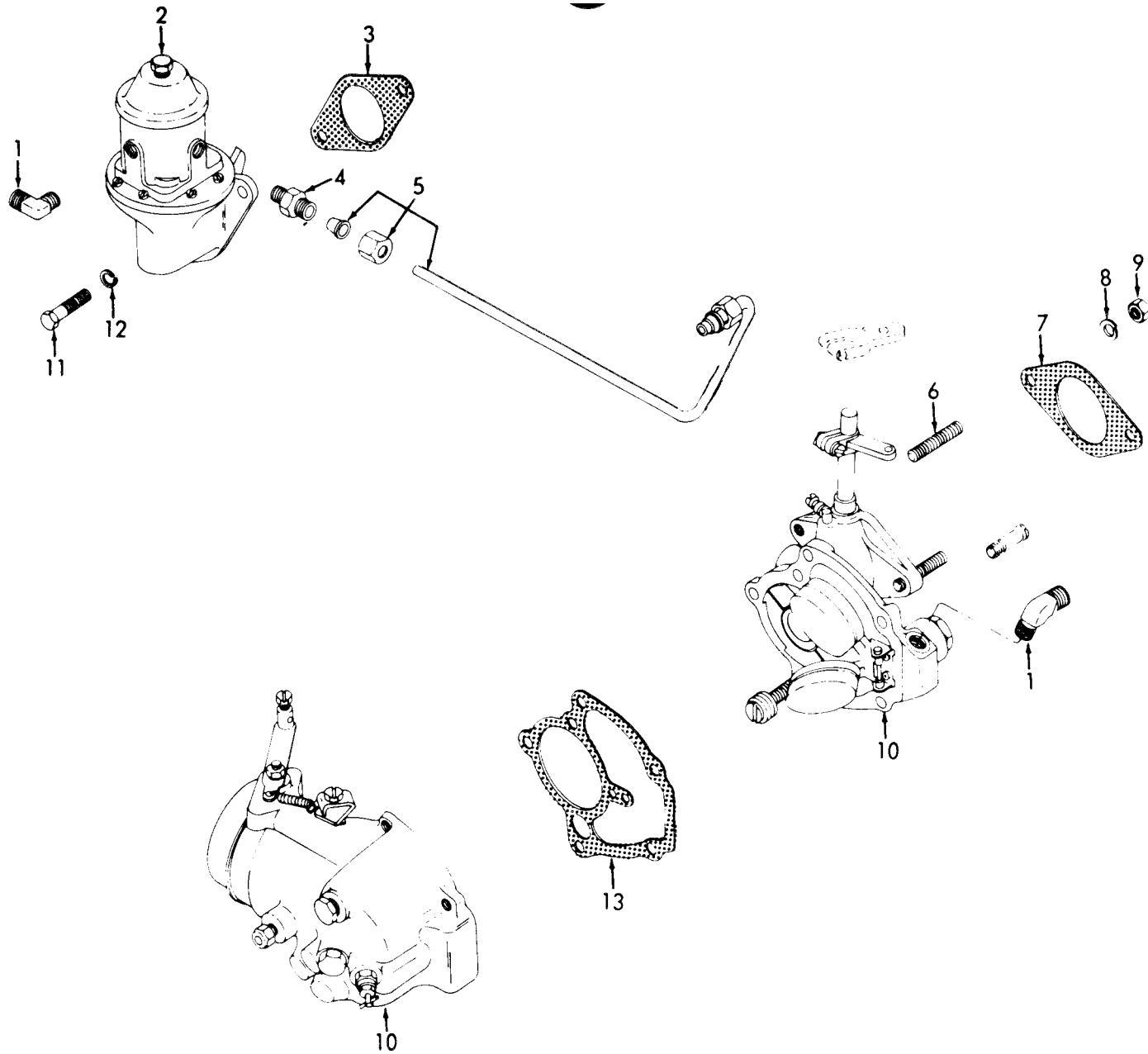
ME 3431-205-35P/16

Figure 16. Air Cleaner.



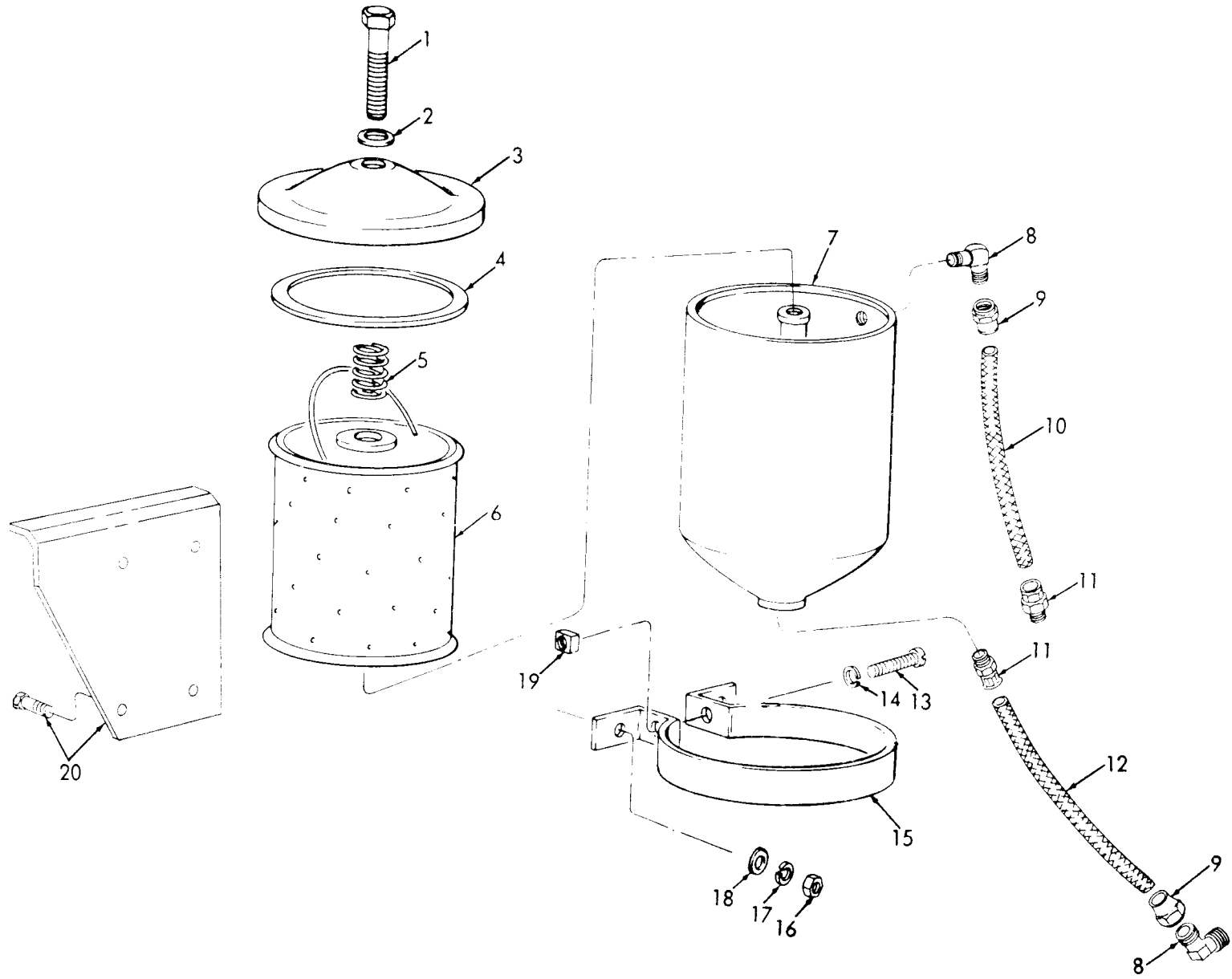
ME 3431-205-35P/17

Figure 17. Muffler.



ME 3431-205-35P/18

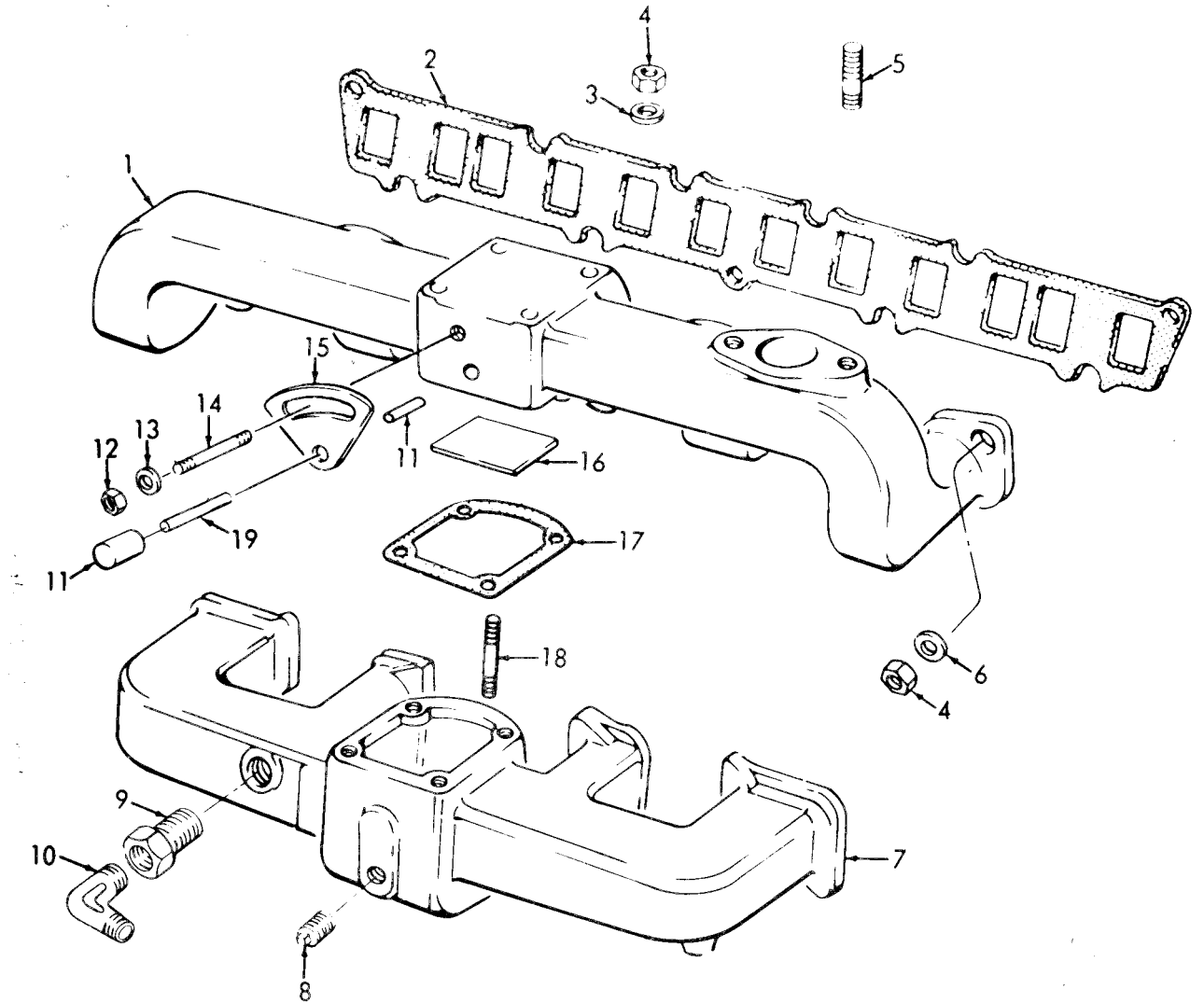
Figure 18. Carburetor and Fuel Pump.



ME 3431-205-35P/19

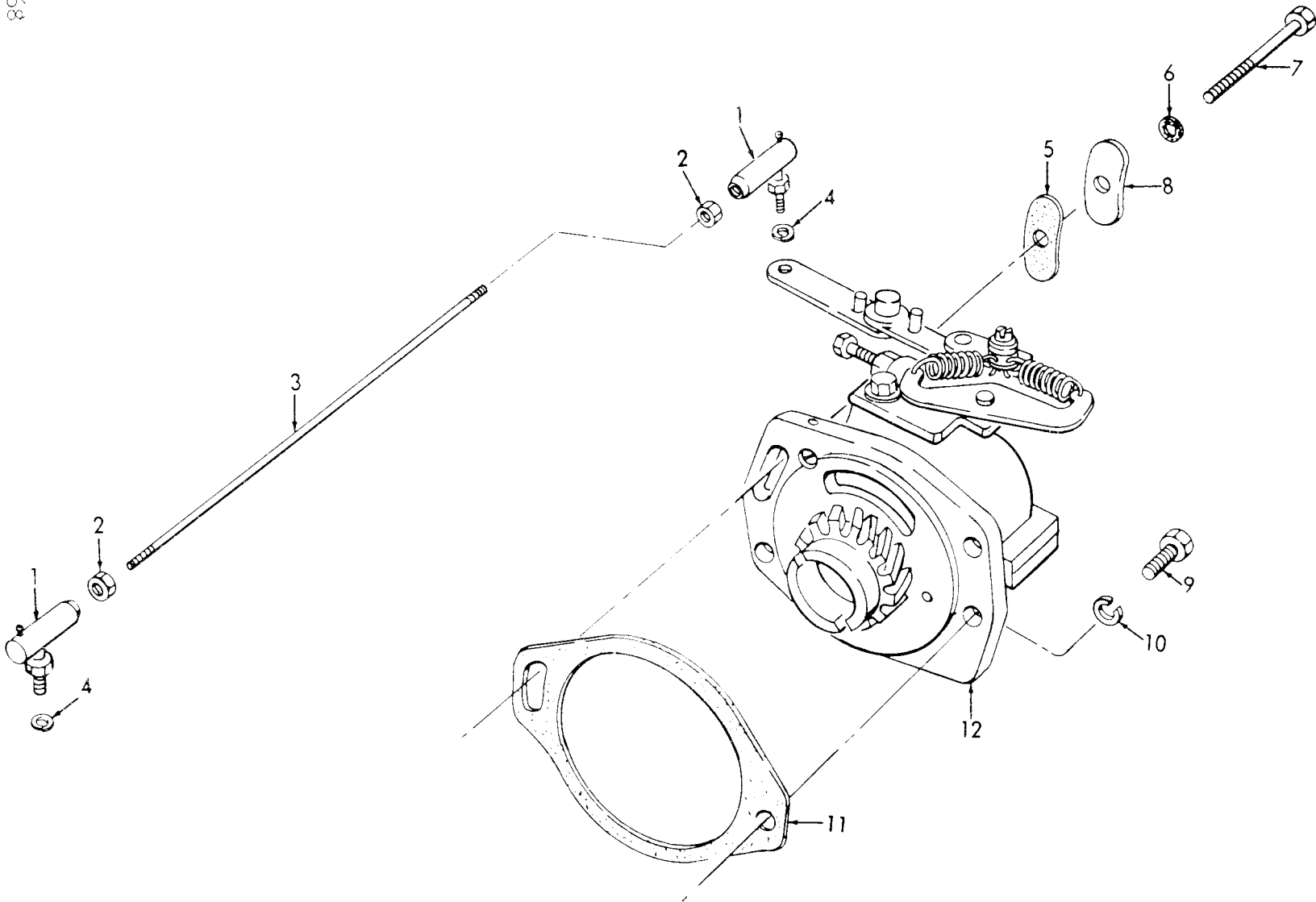
Figure 19. Oil Filter.





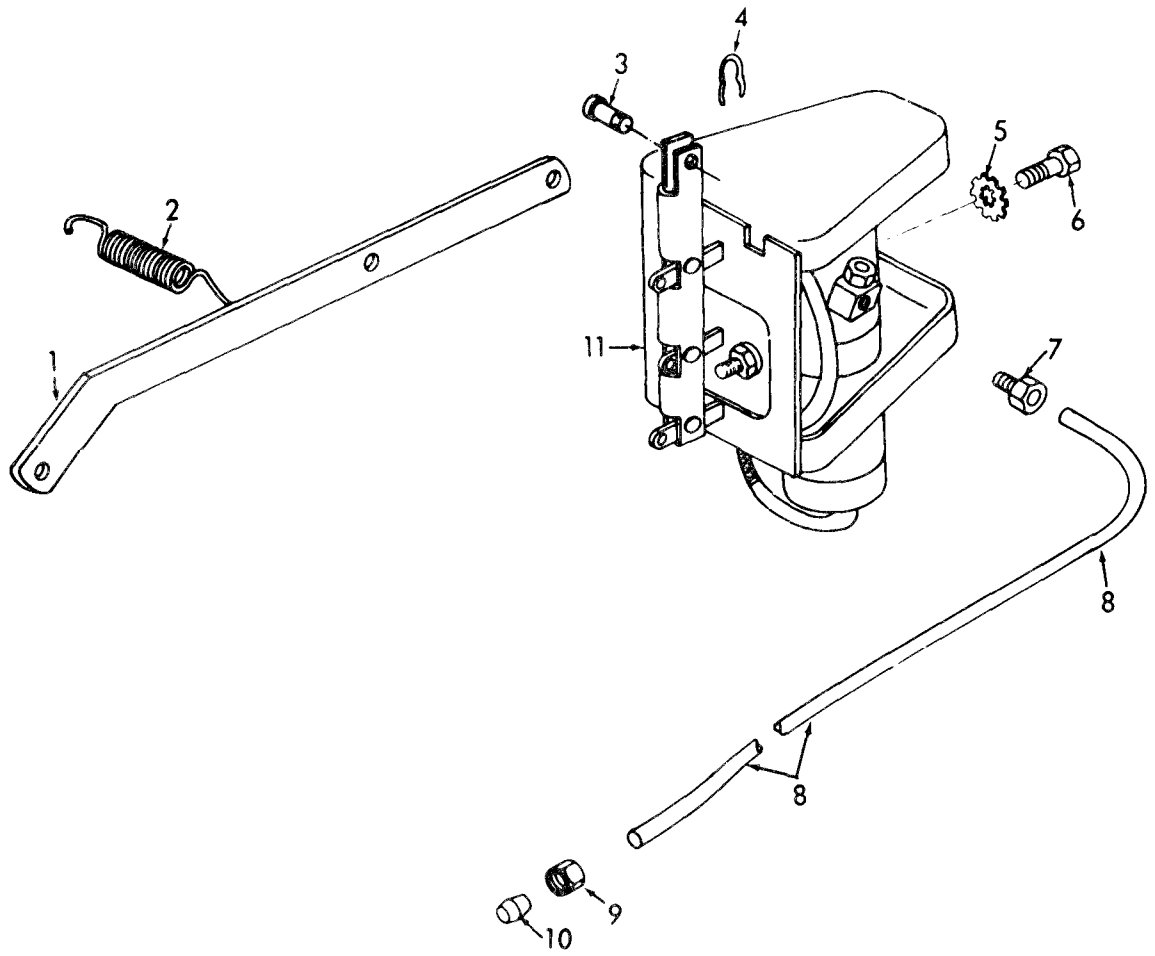
ME 3431-205-35P/20

Figure 20. Manifolds.



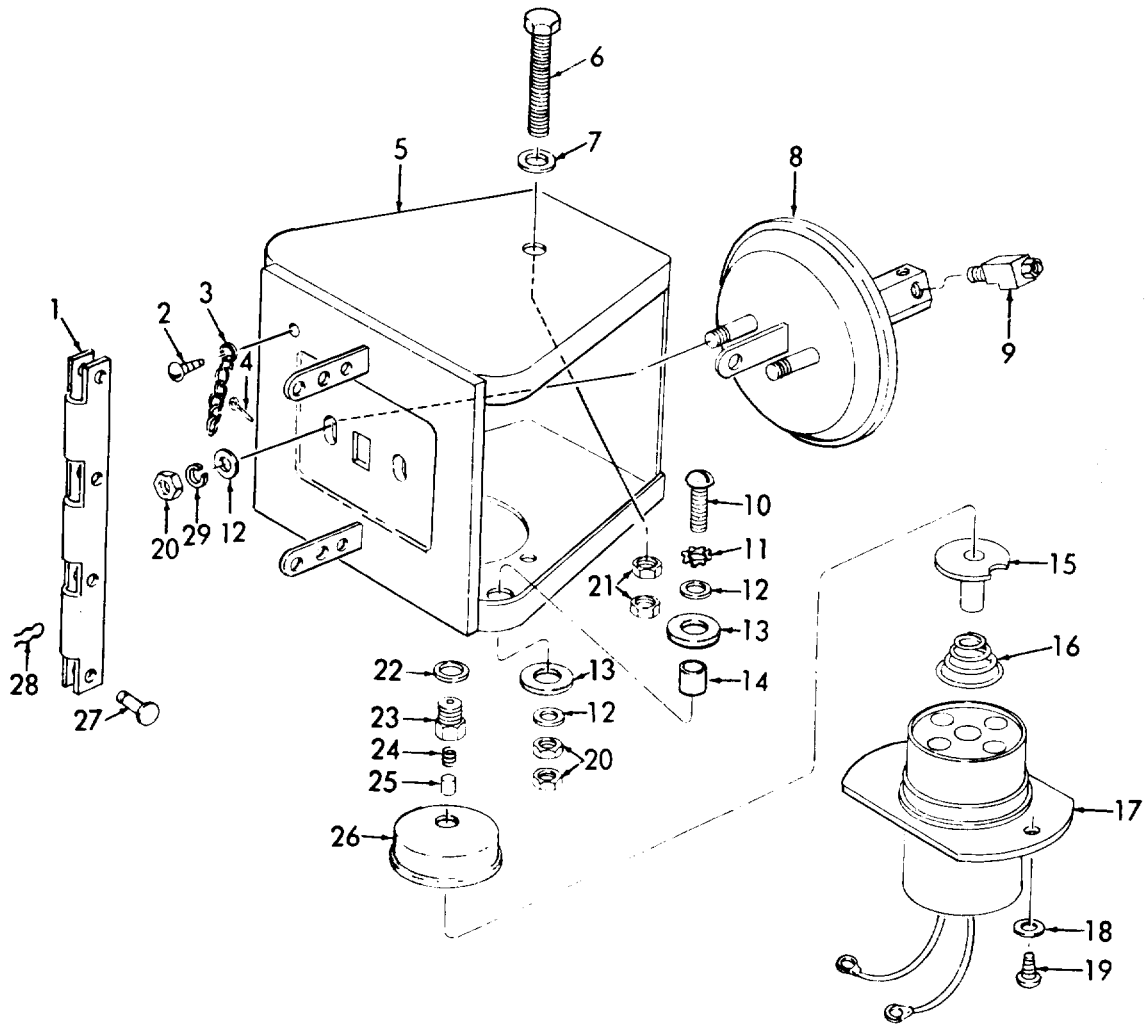
ME 3431-205-35P/21

Figure 21. Governor and Controls.



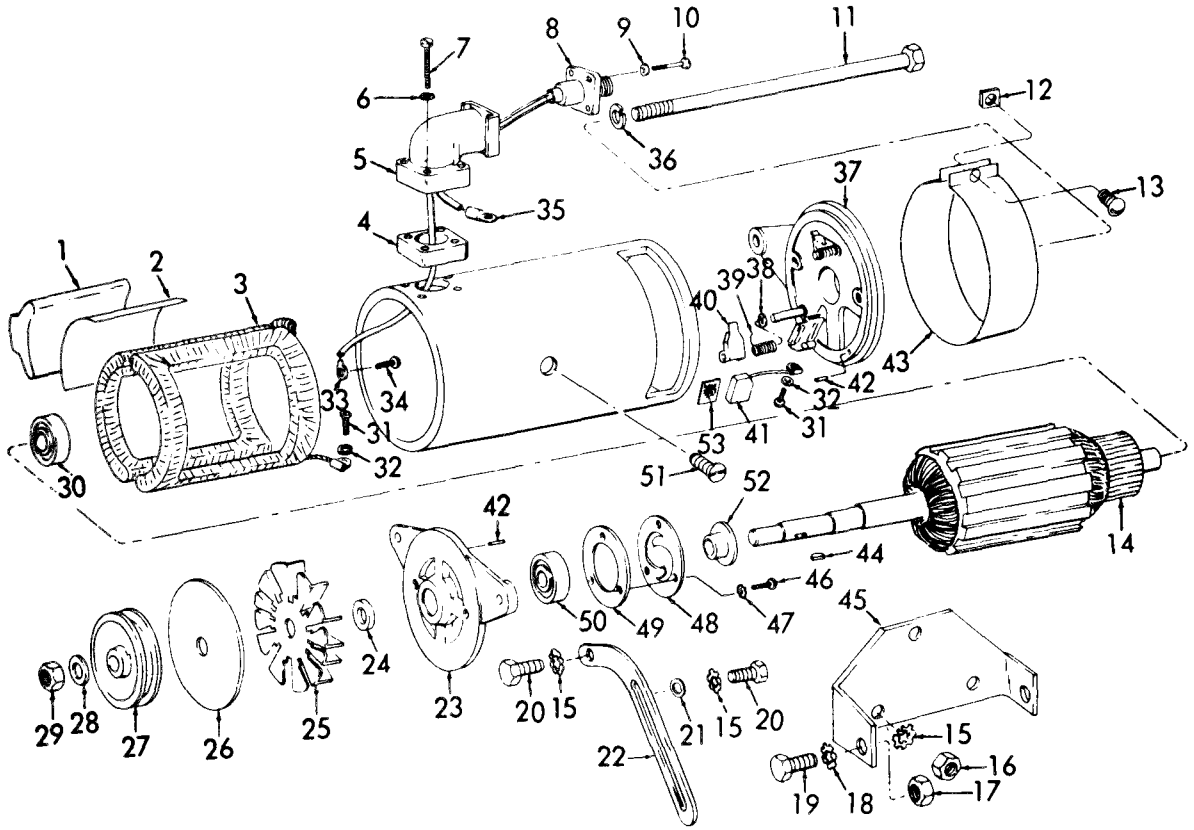
ME 3431-205-35P/23

Figure 23. Engine Speed Idler and Lines.



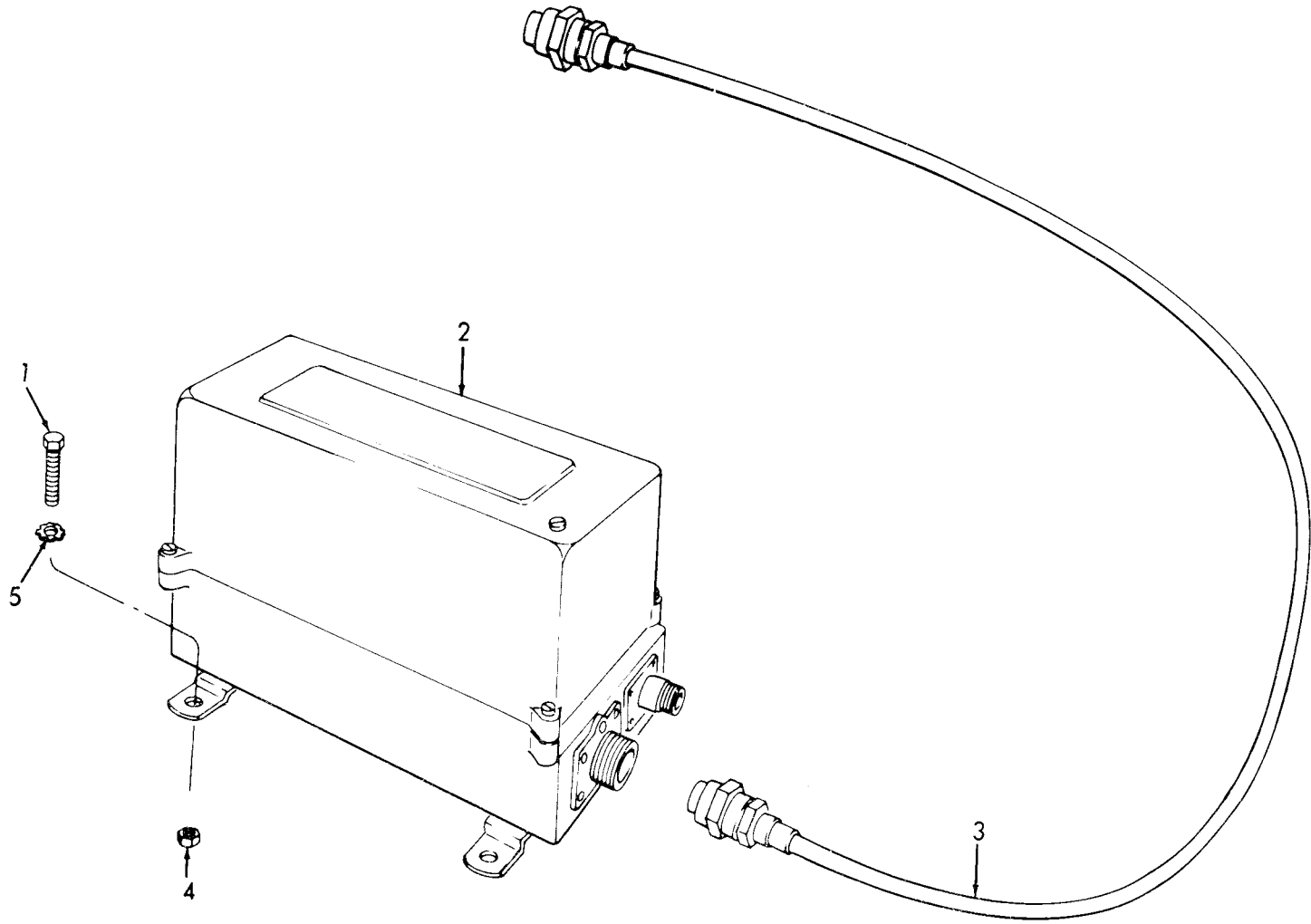
ME 3431-205-35P/24

Figure 24. Engine Speed Idler.



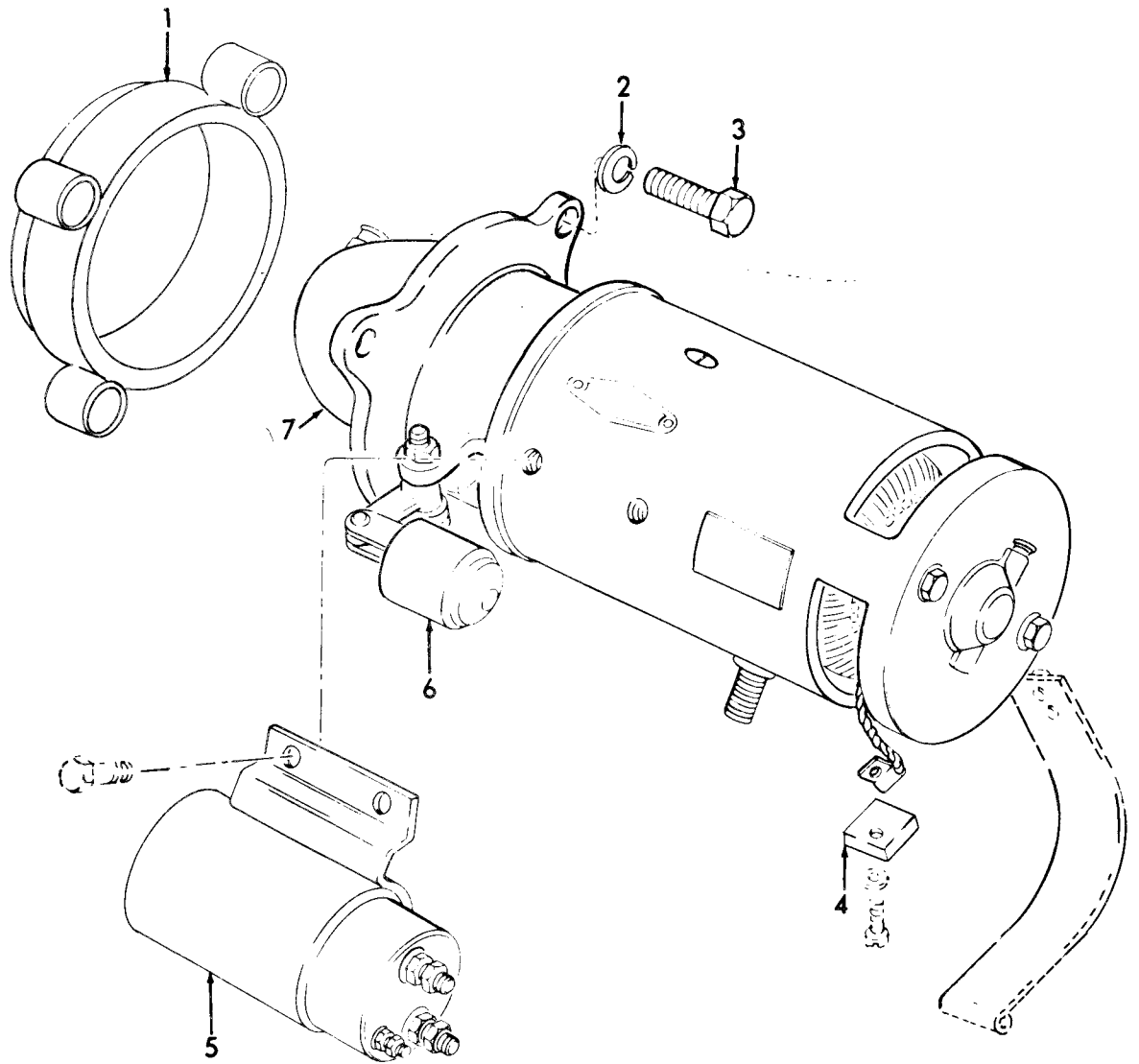
ME 3431-205-35P/25

Figure 25. Generator, Battery Charging.



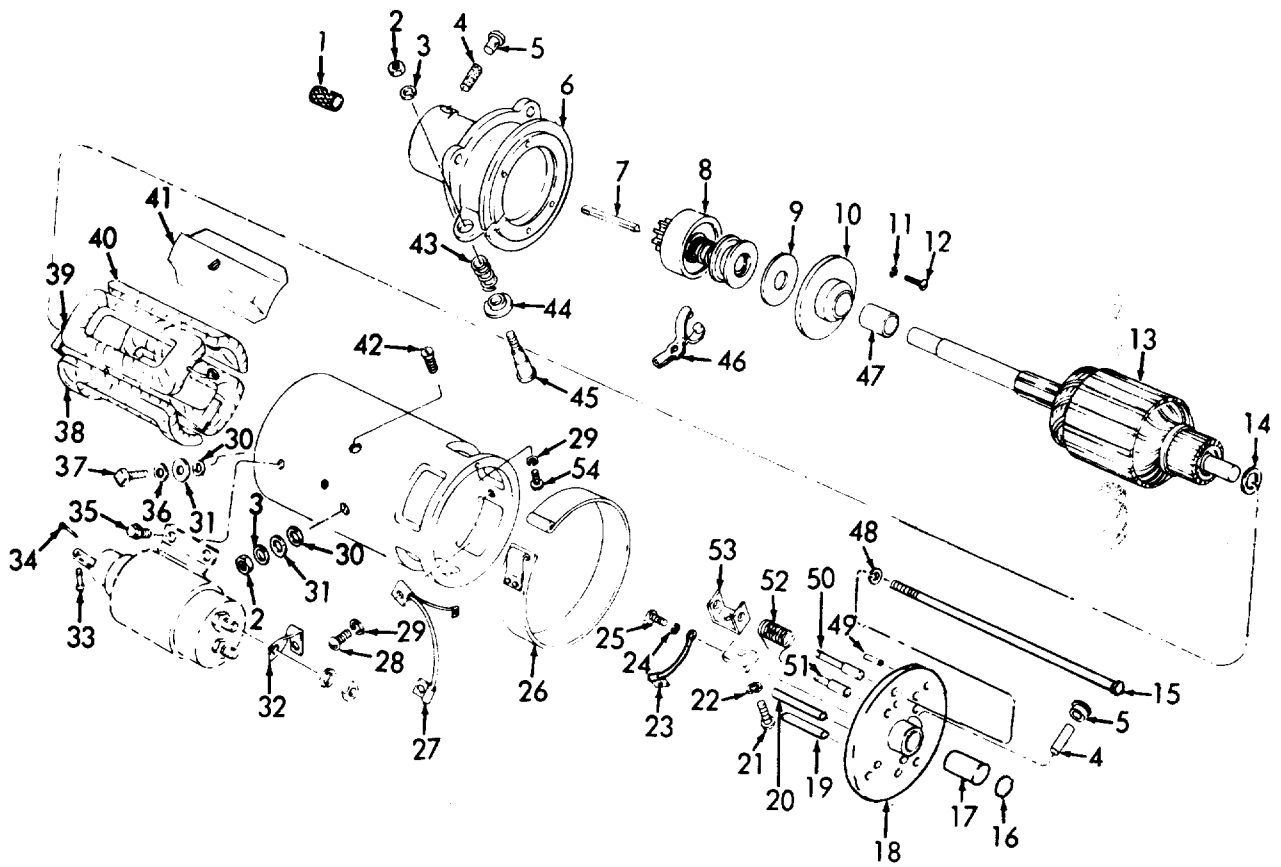
ME 3431-205-35P/26

Figure 26. Regulator, Generator Voltage.



ME 3431-205-35P/27

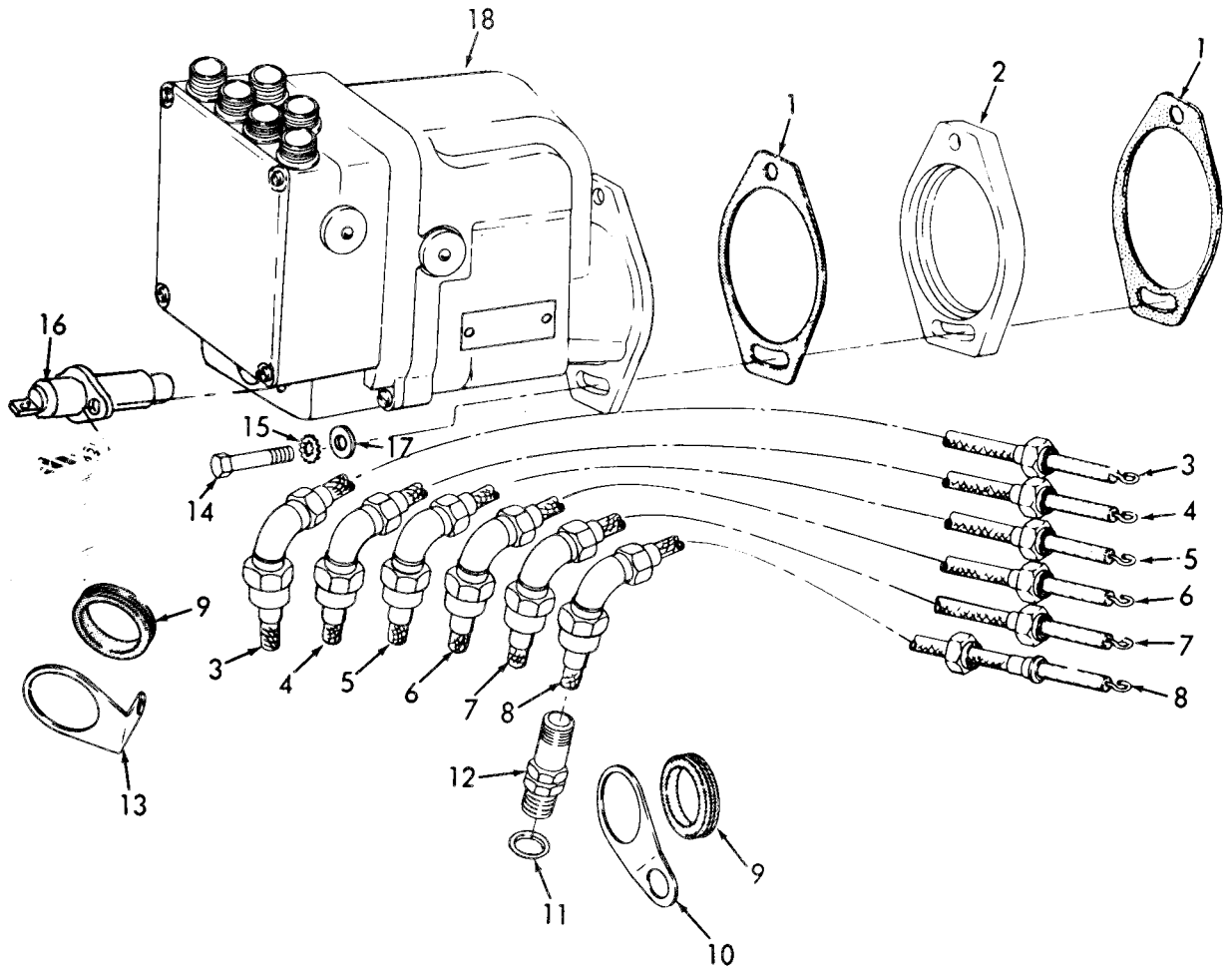
Figure 27. Starter and Relay.



ME 3431-205-35P/28

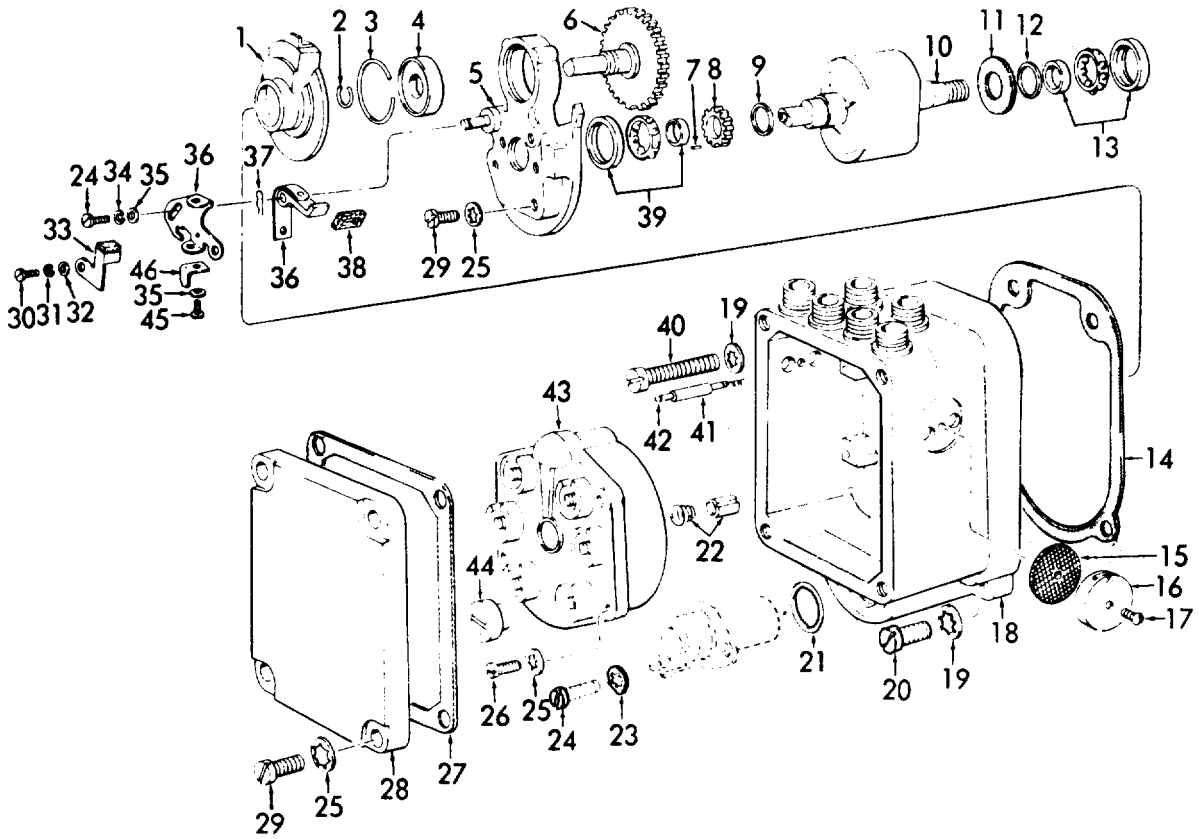
Figure 28. Starter, Engine.





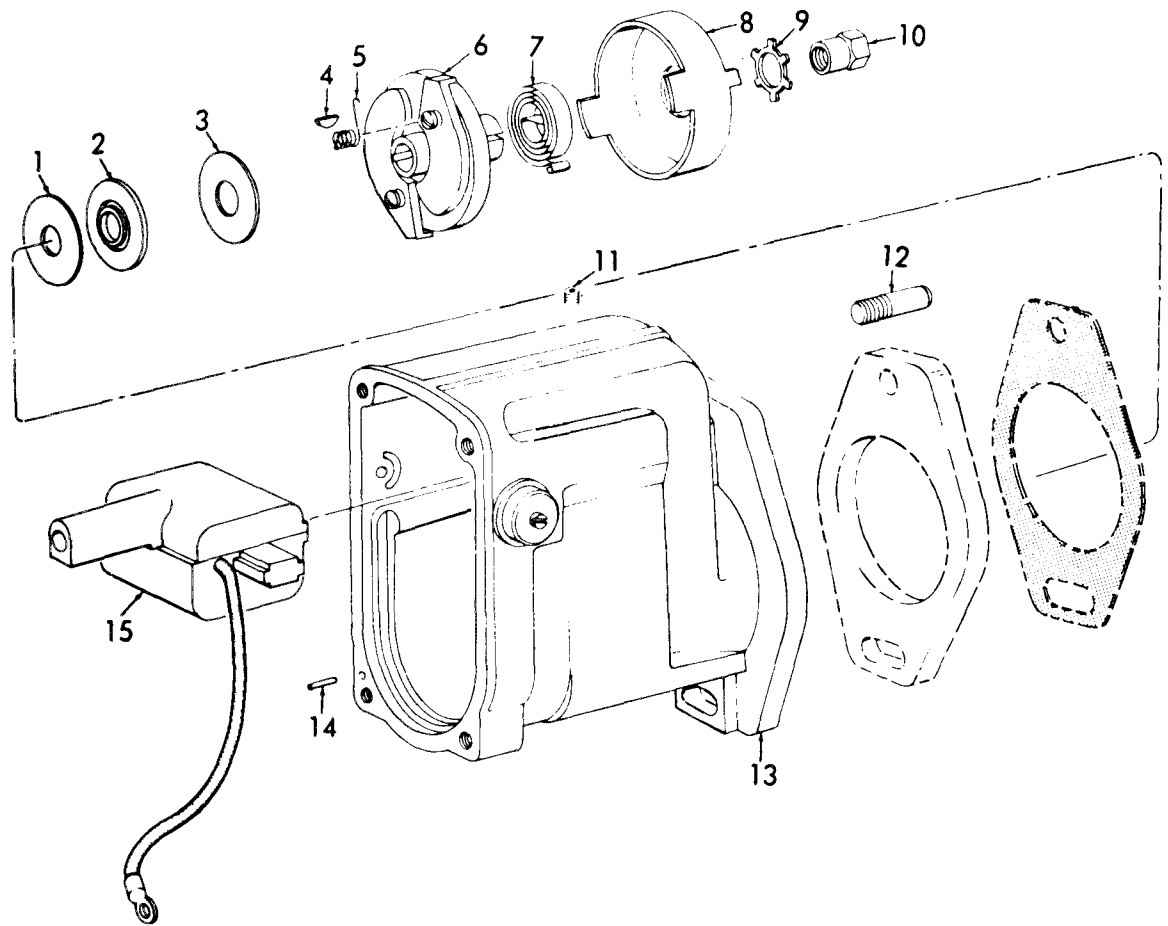
ME 3431-205-35P/29

Figure 29. Magneto and Spark Plug Leads.



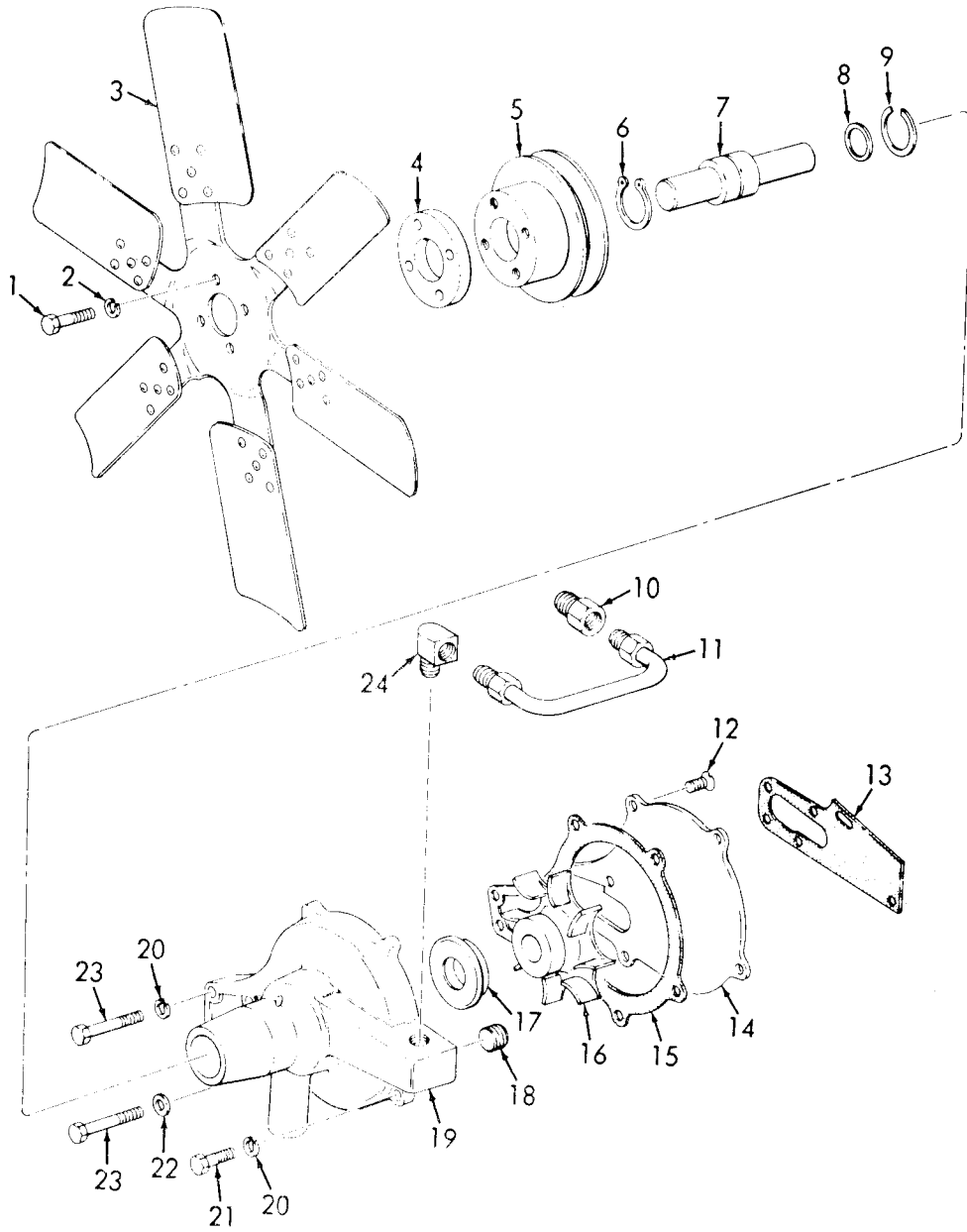
ME 3431-205-35P/30

Figure 30. Magneto.



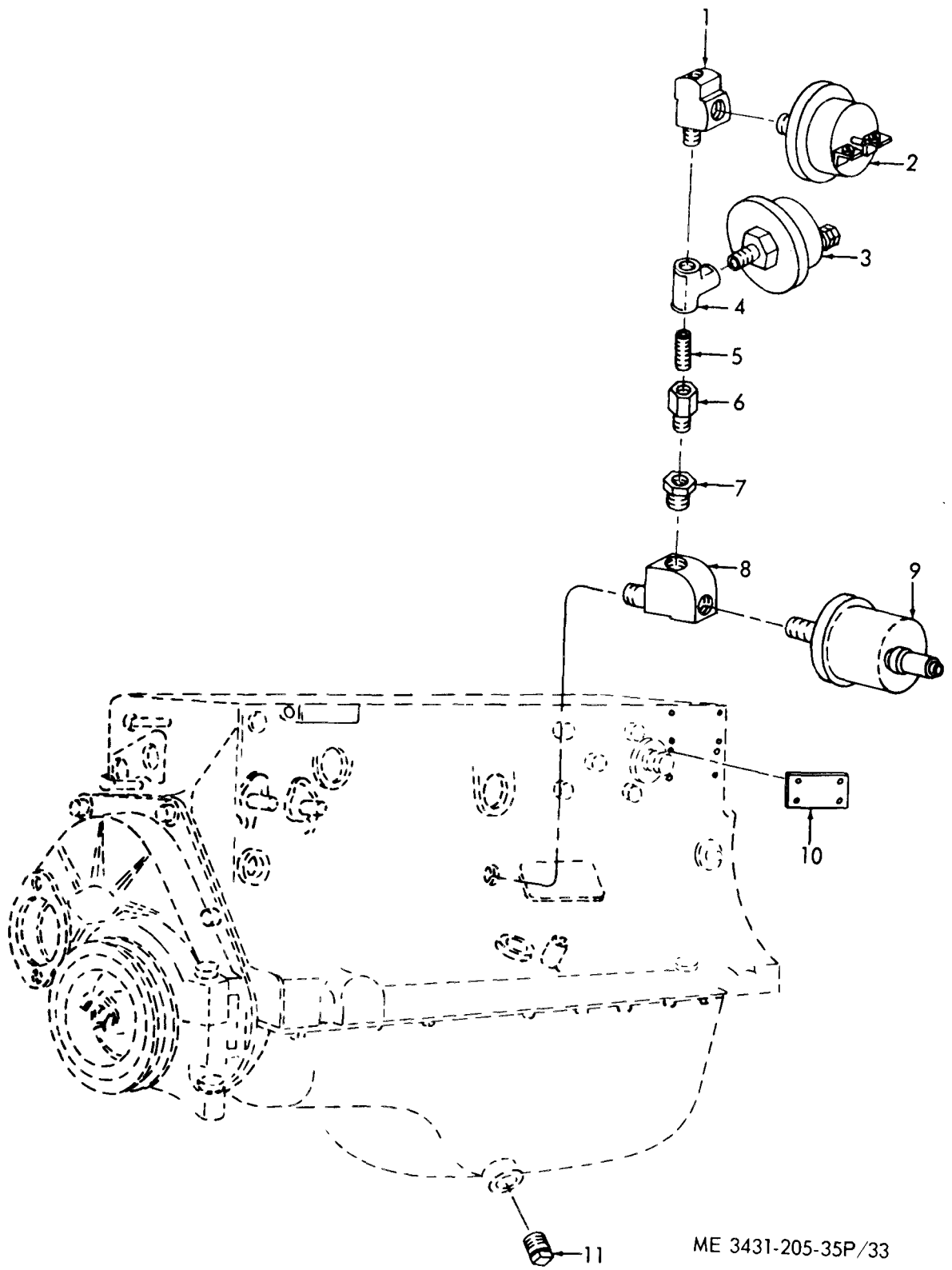
ME 3431-205-35P/31

Figure 31. Magneto Housing and Impulse Coupling.



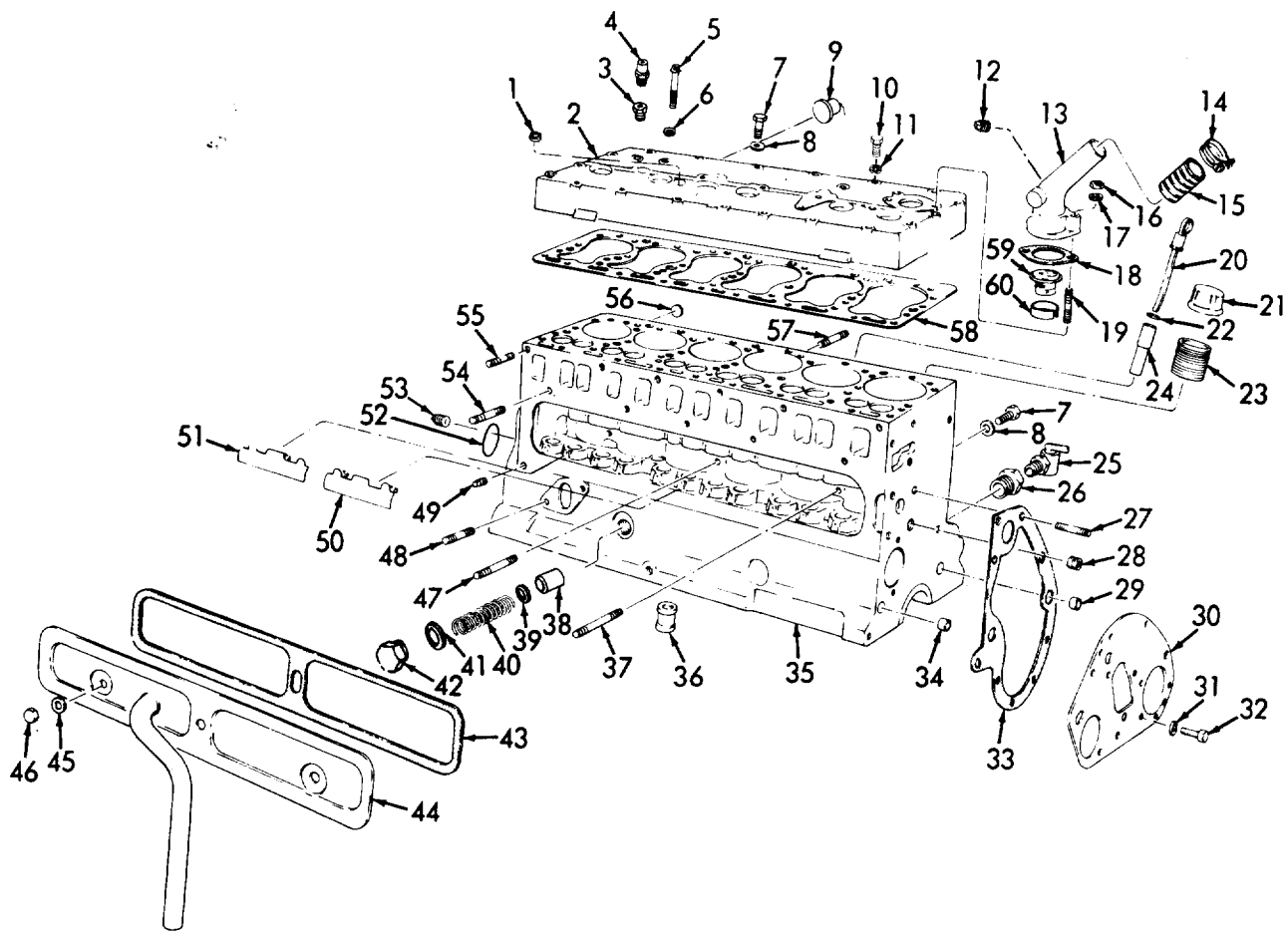
ME 3431-205-35P/32

Figure 32. Water Pump.



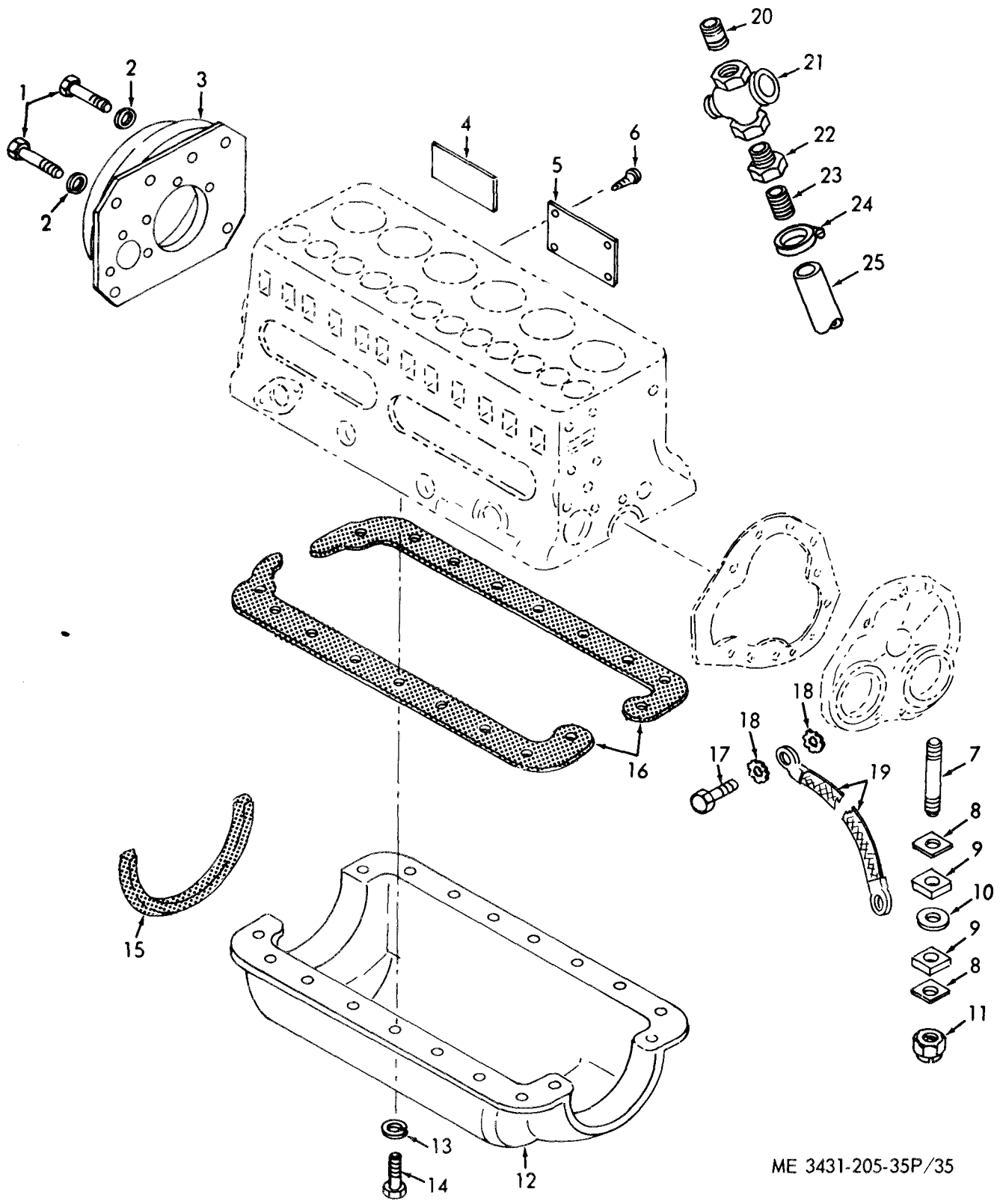
ME 3431-205-35P/33

Figure 33. Transmitter, Switches and Nameplate.



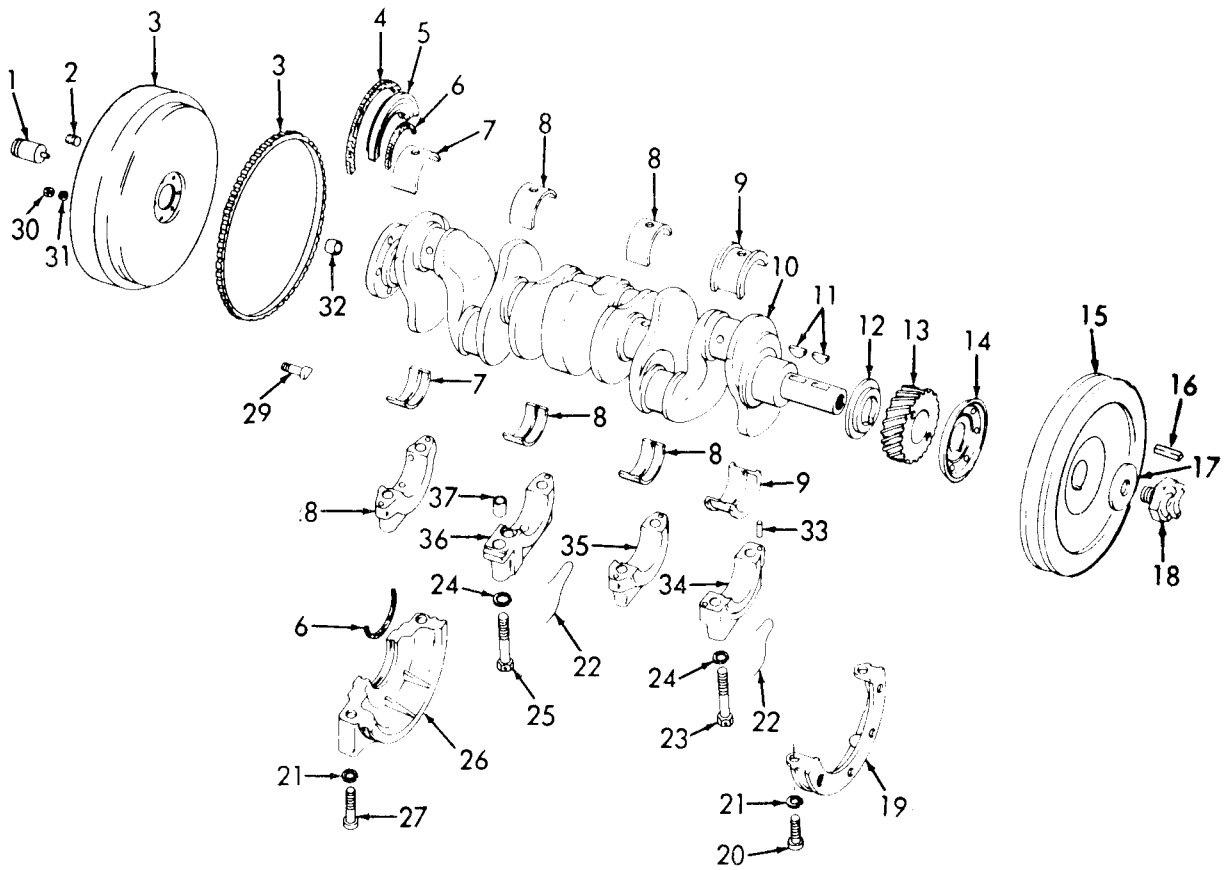
ME 3431-205-35P/34

Figure 34. Block, Cylinder Head, Valve Cover.



ME 3431-205-35P/35

Figure 35. Motor Mount, Oil Pan and Nameplates.



ME 3431-205-35P/39

Figure 39. Crankshaft, Flywheel.



SECTION V. INDEX-FEDERAL STOCK NUMBER AND REFERENCE NUMBER  
 CROSS-REFERENCE TO FIGURE AND ITEM NUMBER

Stock Number	Figure No.	Item No.	Stock Number	Figure No.	Item No.
2540-312-2017	8	14	5305-182-5191	8	29
2540-752-0358	8	16	5305-253-5620	13	30
2805-246-7611	34	40	5305-269-3209	3	51
2910-025-6407	10	13	5305-269-3209	10	18
2910-065-5280	10	22	5305-269-3209	16	13
2910-141-9758	10	3	5305-269-3211	25	20
2910-358-5057	18	2	5305-269-3212	21	9
2910-594-2293	10	12	5305-269-3213	3	36
2910-735-4014	8	43	5305-269-3217	27	3
2910-951-8231	18	10	5305-269-3223	29	14
2910-992-8626	10	3	5305-291-8672	30	40
2920-500-7366	27	5	5305-537-0450	8	12
2920-607-3490	29	18	5305-592-9988	8	32
2920-810-7082	29	12	5305-622-9477	25	7
2920-945-1606	27	7	5305-638-9552	30	45
2930-994-9296	34	15	5305-710-4195	19	1
2930-994-9297	3	54	5305-723-9399	5	36
2930-994-9298	3	25	5305-723-9399	6	1
2940-141-9025	19	6	5305-781-7241	19	13
2940-679-3595	19	4	5305-794-1104	9	1
2990-983-8825	5		5305-826-3654	8	33
2990-994-9300	21	12	5305-832-4607	32	1
3431-994-9382	5	57	5305-843-6442	34	10
3431-994-9384	23	2	5305-882-8060	26	1
3531-966-3796	5	52	5305-889-3000	5	19
4520-678-7768	8	27	5305-889-3002	25	31
4520-714-1927	8	17	5305-958-1013	2	11
4730-011-3175	34	49	5305-958-4359	17	12
4730-014-6763	33	8	5305-969-6914	6	9
4730-193-0875	34	26	5305-984-4989	30	24
4730-196-0892	35	22	5305-984-6189	28	21
4730-196-1470	34	23	5305-984-6191	3	22
4730-196-1505	35	20	5305-984-6191	3	22
4730-202-8972	35	24	5305-984-6192	5	64
4730-204-1993	10	7	5305-984-6193	5	27
4730-204-1993	10	8	5305-984-6210	11	1
4730-204-1993	20	9	5305-988-1170	11	5
4730-231-5632	19	8	5305-988-1170	12	19
4730-263-2733	33	1	5305-988-1724	2	8
4730-263-3124	33	11	5305-988-1724	3	2
4730-274-7406	8	46	5305-988-1724	3	2
4730-277-5868	8	3	5305-988-1724	3	2
4730-278-0187	20	10	5305-988-1724	4	7
4730-278-8764	8	22	5305-989-7434	11	9
4730-278-8829	8	21	5305-989-7435	16	16
4730-288-9953	18	4	5305-993-1848	3	7
4730-415-3172	33	7	5306-225-8494	12	11
4730-524-7818	18	1	5306-225-8494	35	17
4730-684-5094	34	53	5306-271-2280	34	7
4730-770-9059	8	1	5306-396-0855	19	1
4730-930-0548	3	53	5306-576-0537	18	11
4730-930-0548	34	14	5306-680-6323	21	7
4820-060-9289	35	21	5306-703-0227	34	5
5305-012-1287	5	37	5307-206-2583	34	48
5305-012-8270	3	15	5307-206-5452	34	55
5305-013-2731	5	22	5307-339-1404	34	47
5305-013-2768	17	10	5307-364-4942	20	14
5305-045-5266	5	29	5307-384-8477	20	5
5305-046-1626	30	24	5307-550-3887	34	54
5305-046-1626	30	30	5307-680-6128	20	18
5305-050-1076	25	19	5310-011-2432	8	25
5305-058-1082	3	15	5310-012-1932	34	46
5305-068-0500	23	6	5310-013-1245	3	42
5305-068-0502	3	34	5310-021-9430	2	6
5305-068-0502	4	5	5310-043-2226	28	11
5305-071-2240	14	18	5310-045-1009	3	41
5305-088-5964	12	17	5310-045-3296	28	29
5305-144-3607	3	2		25	32
5305-144-3607	3	2	5310-045-3299	30	23
5305-181-0866	9	5	5310-045-3299	30	31

SECTION V. INDEX-FEDERAL STOCK NUMBER AND REFERENCE NUMBER  
 CROSS-REFERENCE TO FIGURE AND ITEM NUMBER (CONTINUED)

Stock Number	Figure No.	Item No.	Stock Number	Figure No.	Item No.
5310-045-4007	30	34	5310-809-4061	29	17
5310-045-9299	25	6	5310-822-0984	5	11
5310-061-0004	8	13	5310-828-8189	3	46
5310-061-1258	10	20	5310-833-3340	2	1
5310-061-1258	16	12	5310-880-7744	19	16
5310-081-4219	3	47	5310-880-7744	34	16
5310-081-4219	19	18	5310-880-7746	26	4
5310-167-0721	3	48	5310-880-8189	25	17
5310-167-0721	19	17	5310-889-2527	26	5
5310-167-0821	34	6	5310-889-2528	2	7
5310-176-8162	18	9	5310-889-2528	5	43
5310-188-4233	34	8	5310-889-2528	11	4
5310-199-6946	19	19	5310-889-2528	12	20
5310-209-0994	20	6	5310-889-2606	16	1
5310-221-3213	20	13	5310-894-9407	20	3
5310-261-7340	21	10	5310-905-5454	25	18
5310-262-3000	19	2	5310-917-6221	25	15
5310-262-3505	5	8	5310-934-9741	5	59
5310-285-7037	5	51	5310-934-9758	5	9
5310-333-7341	8	4	5310-934-9762	8	15
5310-333-7341	8	7	5310-959-4679	34	17
5310-353-8694	39	17	5315-012-4553	39	11
5310-353-8927	20	4	5315-298-1481	17	14
5310-407-9566	19	14	5315-466-4416	35	6
5310-407-9566	19	14	5315-514-2660	10	23
5310-407-9566	32	2	5320-801-1548	8	40
5310-550-1130	3	52	5330-542-1186	16	5
5310-550-1130	6	5	5330-599-4517	29	11
5310-550-1130	21	4	5905-651-7272	8	23
5310-550-1130	23	5	5905-718-6063	6	7
5310-559-0070	16	15	5910-577-1348	12	21
5310-576-5752	11	2	5910-860-5413	9	9
5310-579-0079	5	60	5920-994-9299	5	50
5310-579-0079	8	11	5930-072-6865	5	56
5310-584-7762	25	21	5930-358-6374	5	25
5310-595-7237	2	10	5930-583-2953	5	54
5310-595-7237	3	50	5930-656-7360	5	2
5310-595-7237	14	17	5930-669-7872	33	2
5310-595-7237	18	8	5930-678-1214	8	6
5310-616-1330	20	12	5930-994-9366	34	9
5310-616-1737	10	21	5930-994-9385	5	53
5310-616-1737	16	11	5935-974-5439	5	14
5310-637-9541	27	2	5940-549-6581	1	3
5310-637-9541	28	3	5940-549-6583	1	8
5310-637-9541	29	15	5977-165-0845	11	8
5310-685-7051	8	10	5977-237-1582	12	12
5310-696-5173	3	3	5977-636-1400	9	10
5310-696-5173	4	1	6105-787-8532	9	7
5310-696-5173	5	44	6140-088-5564	1	4
5310-721-7879	5	12	6140-088-5565	1	6
5310-728-2044	35	13	6140-088-5566	1	5
5310-728-2044	35	18	6240-155-8714	5	61
5310-732-0558	2	2	6620-606-8178	34	59
5310-732-0558	17	4	6620-993-5546	33	9
5310-732-0558	25	16	6625-553-7622	5	21
5310-754-1686	34	39	6625-842-0898	5	23
5310-761-6882	11	12	6625-842-0898	5	24
5310-761-6882	12	22	6625-990-7087	5	20
5310-768-0318	7	30	6645-089-8842	5	18
5310-768-0319	21	2	6680-980-5843	10	1
5310-791-1402	9	2	6685-814-5271	34	4

## SECTION V. INDEX-FEDERAL STOCK NUMBER AND REFERENCE NUMBER

CROSS-REFERENCE TO FIGURE AND ITEM NUMBER (CONTINUED)

REFERENCE NO	MFG CODE	FIG NO	ITEM NO	REFERENCE NO	MFG CODE	FIG NO	ITEM NO
AN276-6	88044	21	1	F162K201	14351	32	4
AN335-6	88044	18	9	F162M280	14351	25	22
AN380-4-6	88044	17	14	F162M343	14351	25	45
AN438-416	88044	3	3	F209K307	14351	32	5
AN438-8	88044	17	15	F218E502	14351	20	1
AN515-10-8	88044	11	1	F218K202	14351	34	60
AN515-8-8	88044	3	11	F218M314	14351	25	25
AN515C1024-8	88044	5	65	F218M315	14351	25	26
AN515C516-8	88044	12	13	F226E212	14351	17	2
AN520-10-12	88044	3	7	F226K213	14351	32	3
AN520-8-10	88044	17	12	F244A402	14351	34	2
AN526-420-10	88044	2	8	F244A500	14351	34	58
AN526-420-10	88044	3	2	F400K395	14351	34	13
AN526-420-10	88044	3	2	F400S202	14351	21	5
AN526-420-10	88044	3	2	F400S201	14351	21	8
AN526-420-10	88044	3	2	F600-0-205	14351	39	17
AN526-420-10	88044	4	7	F600-0-206	14351	39	18
AN530-8-6	88044	24	2	F600A3670	14351	34	44
AN565D1024H3	88044	5	36	F600A369	14351	34	43
AN565D1024H3	88044	6	1	F600E208	14351	20	16
AN565E416H6	88044	7	17	F600E212	14351	20	17
AN936A416	88044	6	5	F600E237	14351	20	15
A1498A	82796	30	3	F600E238	14351	20	19
A2437A	82796	30	36	F600E306	14351	20	2
A2492A	82796	31	1	F600F506	14351	20	7
A2492C	82796	31	3	F600G200	14351	20	11
A2568	82796	31	12	F600L3440	14351	34	20
A2665E	82796	30	9	F600M225	14351	29	2
A5931B	82796	31	9	GD157K204	14351	34	59
A5949A	82796	30	39	GD303C4612	74465	21	12
A5949C	82796	30	4	G1059	79497	2	12
A6032A	82796	30	15	G2533	82796	31	14
A6304	82796	30	11	G2788	82796	30	33
A7	39215	3	26	G3861	82796	31	2
A7	39215	17	3	G474942	78385	8	14
BX5939X	82796	30	6	G484-46	78385	9	4
B1232	82796	30	16	G486216	78385	8	9
B2741X	82796	30	44	G489407	78385	9	9
B5949	82796	30	13	G489424	78385	8	38
B5963	82796	31	5	G489436	78385	8	30
B5969	82796	30	32	G489439	78385	8	6
CA472	14655	12	21	G489459	78385	9	6
CA482	14655	11	13	G489460	78385	8	5
CA482	14655	12	21	G700139	78385	9	7
C72480	82796	30	10	G701155	78385	8	17
C1498	82796	30	2	HX2433X	82796	29	16
C18994	00736	16		H2473	82796	30	21
C21P	73370	19	6	H2513	82796	30	46
C2723	82796	30	12	INS	36232	1	7
C400K215	14351	34	18	K2570	82796	31	10
C400K217	14351	39	16	K404L210	14351	34	22
C800A	82796	30	28	LEB2281	36024	1	5
D114-132	74465	22	16	LEB2282	36024	1	6
D1182	82796	30	41	LEB2283	36024	1	4
D2458	82796	30	35	LEB2287	36024	3	21
D2533	82796	30	7	LEB2289	36024	3	24
D600L2270	14351	34	21	LEB2292	36024	3	28
D600M287	14351	29	9	LEB2293	36024	3	16
D682A	82796	30	27	LEB2294	36024	3	6
E1035	56054	5	50	LEB2296	36024	3	1
E2460B	82796	30	22	LEB2297	36024	3	17
E2565	82796	31	7	LEB2299	36024	3	18
E5952	82796	30	8	LEB2301	36024	10	19
E600S210	14351	17	1	LEB2306	36024	10	15
E983B	82796	30	42	LEB2310	36024	2	4
FMF6B16V	82796	29	18	LEB2311	36024	2	3
F140-07	00736	16	3	LEB2312	36024	2	5
F140-800	00736	16	2	LEB2314	36024	5	26
F140K309	14351	39	15	LEB2326	36024	3	25
F140M232	14351	29	1	LEB2354	36024	2	9

SECTION V. INDEX-FEDERAL STOCK NUMBER AND REFERENCE NUMBER  
 CROSS-REFERENCE TO FIGURE AND ITEM NUMBER (CONTINUED)

REFERENCE NO	MFG CODE	FIG NO	ITEM NO	REFERENCE NO	MFG CODE	FIG NO	ITEM NO
LEB2355	36024	3	27	MC8098	14655	5	58
LEB59	36024	7	15	MR36W050DCAAR	65092	5	21
LEW2242	36024	4	6	MR36W1H1DCVVR	65092	5	23
LEW2243	36024	4	4	MR36W150DCVVR	65092	5	20
LEW2246	36024	8	44	MR36W4H4DCAAR	65092	5	24
LFW2248	36024	10	16	MS13805	96906	26	2
LFW2252	36024	10	5	MS13811-1	96906	25	52
LFW2253	36024	10	5	MS15795-212	96906	3	47
LFW2253	36024	26	3	MS15795-212	96906	19	18
LE1749	36024	1	4	MS15795-215	96906	29	17
LF1750	36024	1	6	MS15795-517	96906	19	2
LF1751	36024	1	5	MS245-32	96906	5	39
LF1752	36024	5		MS24532-1	96906	5	34
LF1753	36024	5	18	MS24539-1	96906	33	9
LF1881	36024	3	21	MS24541	96906	5	40
LF1882	36024	3	27	MS24544	96906	5	33
LF1883	36024	3	25	MS29523-1	96906	10	23
LF1885	36024	3	38	MS35206-263	96906	6	4
LF1886	36024	3	35	MS35219-58	96906	2	11
LF1887	36024	3	39	MS35223-26	96906	25	34
LF1888	36024	3	37	MS35223-43	96906	3	22
LF1889	36024	3	1	MS35223-43	96906	3	22
LE1889	36024	3	33	MS35224-61	96906	25	46
LF1890	36024	3	32	MS35265-28	96906	25	10
LF1894	36024	16	10	MS35290-90	96906	19	1
LF1895	36024	16	6	MS35291-3	96906	23	6
LF1896	36024	16	9	MS35291-58	96906	3	51
LF1897	36024	3	16	MS35291-58	96906	3	51
LF1898	36024	3	28	MS35291-58	96906	10	18
LF1900	36024	3	24	MS35291-62	96906	3	36
LF1901	36024	3	17	MS35291-73	96906	29	14
LE1902	36024	3	13	MS35297-11	96906	14	18
LF1903	36024	3	10	MS35297-6	96906	3	34
LF1905	36024	6	6	MS3533-40	96906	3	52
LF1906	36024	6	8	MS35333-25	96906	14	17
LE1907	36024	4	2	MS35333-40	96906	21	4
LF1909	36024	3	9	MS35333-40	96906	23	5
LE1910	36024	3	20	MS35333-41	96906	3	48
LF1911	36024	3	18	MS35333-41	96906	19	17
LE1912	36024	3	12	MS35333-42	96906	18	8
LF1913	36024	3	49	MS35335-32	96906	25	47
LF1914	36024	3	45	MS35338-41	96906	25	9
LE1915	36024	16	14	MS35338-45	96906	19	14
LF1917	36024	10	3	MS35338-45	96906	19	14
LF1917	36024	10	6	MS35338-46	96906	29	15
LE1918	36024	3	5	MS35643-1	96906	10	4
LF1918	36024	10	4	MS35645-1	96906	10	3
LE1918	36024	10	22	MS35690-422	96906	21	2
LF1919	36024	3	8	MS35690-502	96906	19	16
LF1921	36024	3	4	MS51009-1	96906	29	12
LE1923	36024	18	6	MS75004-1	96906	1	3
LE1927	36024	1	6	MS75004-2	96906	1	8
LF1927	36024	4	6	M10088	36232	6	3
LF1928	36024	1	4	M2498	82796	30	14
LE1928	36024	4	4	M330M344	14351	25	27
LF1929	36024	10	14	M3572	74545	5	52
LE1930	36024	18	5	M5090C	36232	5	49
LF1964	36024	34	15	M5090C	36232	6	7
LE1965	36024	3	54	M5583	36232	12	18
LF1970	36024	6	10	M5735	36232	6	3
LE2313	36024	3	4	M7057	36232	5	2
LM62-1782	36024	17	9	M7087	36232	11	3
LM62-1808	36024	17	13	M7808	36232	7	16
LM62-1809	36024	17	7	N5957	82796	31	8
LM62-1810	36024	17	8	PF218-3510	14351	19	20
LM62-1816	36024	10	1	P16950-851	00736	16	4
LM62-1820	36024	17	11	P2477C	82796	31	15
L2788	82796	30	38	QS500M24S	08484	3	53
L3B2284	36024	5	42	QS500M24S	08484	34	14
L3B2285	36024	5	41	QS500M32S	08484	16	8

## SECTION V. INDEX-FEDERAL STOCK NUMBER AND REFERENCE NUMBER

## CROSS-REFERENCE TO FIGURE AND ITEM NUMBER (CONTINUED)

REFERENCE NO	MFG CODE	FIG NO	ITEM NO	REFERENCE NO	MFG CODE	FIG NO	ITEM NO
RW330-27	95875	29	6	Y69M244	14351	29	10
RW330-29	95875	29	5	Y69M245	14351	29	10
RW338-20	95875	29	8	Y69M251	14351	29	13
RW338-34	95875	29	4	ZZ2425	82796	31	13
RW340-23	95875	29	7	Z2430A	82796	30	18
RW340-38	95875	29	3	Z2765X	82796	30	1
R57	36232	15		Z4631	82796	30	5
R57	36232	23	11	0-12368	79960	18	10
STB5	19239	5	25	10EL227	14351	34	24
S10725-2	36232	24	9	10EL230	14351	34	40
S10750-1	36024	24	4	10150	36024	23	1
S2563	82796	31	6	102153	73370	19	15
S4F203	14351	18	7	1108232	16764	27	7
S8158	36232	5	35	111688	00000	10	2
S8158	36232	6	2	1118152	16764	27	5
S8938	36232	24	1	11559	73370	19	3
S9225-2	36232	12	17	11580	73370	19	1
T100	36024	16	7	11581	73370	19	2
T10122	36024	24	3	11582	73370	19	4
T10171	36232	24	23	11583	73370	19	5
T1498	82796	30	37	122159	16764	28	25
T344	36232	12	12	12384	73370	19	19
T4122	36232	5	28	124545	16764	25	44
T6931-2	36232	5	13	13XX202	14351	18	12
T7355	36232	35	10	15SL2H	14351	34	38
T7554	36232	11	8	150M1Y8	14959	33	4
T8293	36232	13	29	1506983	70040	33	2
T8823	36232	35	9	1512473	70040	34	9
T9187-3	36024	35	11	16EV201	14351	18	3
W2474X	82796	30	43	1860801	16764	25	33
X100	14351	20	8	18672	78385	9	1
X100	14351	20	8	1867610	16764	28	17
X101B	14351	34	53	1889333	16764	28	40
X12190	14351	34	26	1903427	16764	25	1
X12210	14351	34	23	1904303	16764	28	52
X12489	14351	19	8	1904418	16764	28	41
X12543	14351	34	25	1904419	16764	28	2
X1375	14351	20	6	1904426	16764	28	50
X14134	14351	34	8	1904428	16764	28	51
X14323	14351	20	3	1904430	16764	28	19
X14324	14351	34	39	1904431	16764	28	20
X1800C	14351	20	12	1904444	16764	28	10
X1801E	14351	34	16	1904446	16764	28	43
X18237	14351	34	46	1904452	16764	28	33
X18278	14351	20	4	1904514	16764	25	40
X19004C	14351	20	5	1905219	16764	25	39
X19006	14351	34	55	1905870	16764	28	39
X1915	14351	34	37	1905872	16764	28	38
X1952	14351	34	19	1906935	16764	25	41
X19837	14351	34	48	1911610	16764	28	37
X19871	14351	20	14	1913100	16764	28	42
X202	14351	34	17	1913958	16764	28	31
X202A	14351	20	13	1913959	16764	28	30
X2279	14351	34	56	1914243	16764	28	15
X2538	14351	34	1	1914535	16764	28	36
X318	14351	21	6	1914741	16764	25	38
X3311	14351	21	7	1914750	16764	25	51
X334	14351	34	45	1914755	16764	25	11
X365	14351	34	41	1914842	16764	28	14
X3940	14351	34	7	1914843	16764	28	7
X3963	14351	34	10	1914853	16764	28	49
X4016	14351	34	47	1914854	16764	28	16
X4266	14351	34	54	1914952	16764	28	23
X4275	14351	20	18	1914954	16764	28	53
X511	14351	39	11	1914958	16764	28	5
X5692-15-1-2	14351	21	3	1915099	16764	28	12
X6064	14351	33	10	1915156	16764	28	26
X6065	14351	35	5	1916255	16764	28	13
X6066	14351	35	4	1917073	16764	27	6
X6588	14351	34	5	1917078	16764	28	45

SECTION V. INDEX-FEDERAL STOCK NUMBER AND REFERENCE NUMBER  
CROSS-REFERENCE TO FIGURE AND ITEM NUMBER (CONTINUED)

REFERENCE NO	MFG CODE	FIG NO	ITEM NO	REFERENCE NO	MFG CODE	FIG NO	ITEM NO
191079	16764	28	44	486534	78385	9	10
1917083	16764	28	32	487274	78385	8	12
1917084	16764	28	35	487276	78385	9	5
1918043	16764	25	28	487283	78385	8	4
1919308	16764	28	18	487283	78385	8	7
1920728	16764	25	49	487283	78385	8	10
1922594	16764	28	8	488066	78385	8	33
1922994	16764	25	5	488163	78385	8	20
1924861	16764	25	8	488164	78385	8	19
1924878	16764	25	43	488290	78385	8	46
1925413	16764	25	48	488559	78385	8	32
1925415	16764	25	23	488730	78385	8	42
1925416	16764	25	24	488755	78385	8	40
1925835	16764	25	2	488788	78385	8	1
1926186	16764	25	14	488961	78385	8	31
1926187	16764	25	3	489319	78385	9	2
1927912	16764	25	4	489406	78385	8	8
1928110	16764	28	46	489408	78385	8	3
1929906	16764	28	27	489414	78385	8	24
1930640	16764	25	53	489426	78385	8	29
1941684	16764	25	37	489458	78385	9	3
1946261	16764	28	6	489852	78385	8	23
200362	16764	25	35	5310	73370	19	7
20304	72005	5	1	6S6N	82796	30	17
211273	79470	10	17	61086	78385	8	26
211310	72619	5	55	6400587	70040	34	4
25SS14A	82796	31	11	64459	78385	8	25
271172	00000	3	3	69X3	79470	20	10
274938	16764	25	29	700138	78385	8	28
2904C20	51240	33	3	700158	78385	8	18
3-4700	70842	5	32	700245	78385	8	27
3K1	82796	31	4	701157	78385	8	39
3XX1435	14351	34	6	701172	78385	8	34
30B06	00736	16	5	701173	78385	8	35
313	24446	5	61	7228	78385	8	15
3150X2	14351	34	12	7321299	00000	4	3
3151X2	79470	34	49	7321299	00000	5	38
3200X2	79470	33	7	7554	74545	6	11
3224X2	79470	33	6	7586	74545	5	14
3226X2	79470	10	7	79372	78385	8	11
3226X2	79470	20	9	8LW3	82796	30	25
3326X2	79470	10	8	8S8A	82796	30	29
3326X2	79470	33	5	8S8D	82796	30	29
34816	16764	25	12	8S9D	82796	30	26
3750X2	79470	33	1	802691	16764	28	4
3750X4	79470	33	8	809062	16764	25	42
39337	78385	8	21	820148	16764	28	47
4075	94257	17	6	821453	16764	28	9
41AL200	14351	34	42	82601P	04009	5	54
4208	78385	8	22	82605P	04009	5	53
453286	16764	28	28	826462	16764	28	1
453294	16764	28	48	82721P	04009	5	56
453299	16764	28	24	82723P	04009	5	57
453301	16764	25	36	828448	16764	27	4
453323	16764	28	34	854071	70040	10	9
453479	16764	25	13	854237	70040	10	13
454007	16764	28	22	854389	70040	10	12
455965	16764	28	54	854390	70040	10	10
475005	78385	8	13	900529	16764	25	30
475067	78385	8	16	904793	16764	25	50
475127	78385	8	37	9284	36024	23	2
475953	06840	8	43	939C24	78385	8	
484105	78385	8	2	9744	36024	23	4
484125	78385	9	8	9751-2	36024	23	3

SECTION V. INDEX-FEDERAL STOCK NUMBER AND REFERENCE NUMBER  
 CROSS-REFERENCE TO FIGURE AND ITEM NUMBER (CONTINUED)

PARTS NOT ILLUSTRATED

STOCK NUMBER	PAGE NO	STOCK NUMBER	PAGE NO
2540-319-5934	17	5310-045-3299	6
2805-568-7950	46	5310-045-4007	26
2805-679-5780	45	5310-061-1258	8
2910-422-9293	24	5310-080-6004	27
2920-391-2989	28	5310-080-9786	13
2920-536-5413	31	5310-261-7340	46
2920-536-5422	35	5310-285-1655	8
2920-725-4438	40	5310-407-9566	24
2990-980-5844	9	5310-407-9566	26
3030-876-2774	42	5310-492-6600	27
4210-555-8837	47	5310-514-6674	32
4210-708-0031	47	5310-527-3288	13
4210-779-3516	47	5310-550-1130	10
4730-068-5876	45	5310-550-1130	15
4730-215-7390	45	5310-559-0070	4
4730-263-2733	20	5310-559-0070	10
4730-555-1152	18	5310-559-0070	18
4730-555-1152	18	5310-574-3912	14
4730-639-9988	25	5310-584-5272	14
4820-287-4268	20	5310-591-3472	6
5305-044-6610	31	5310-591-3472	6
5305-054-6650	26	5310-591-3472	14
5305-151-2491	9	5310-596-7693	8
5305-226-7226	31	5310-596-7693	14
5305-269-3209	10	5310-637-9541	40
5305-269-3209	10	5310-696-5176	20
5305-269-3209	11	5310-721-7879	14
5305-269-3210	20	5310-732-0558	10
5305-269-3213	10	5310-732-0558	10
5305-269-3213	46	5310-768-0318	14
5305-456-2582	18	5310-823-8756	14
5305-794-9180	27	5310-880-7744	24
5305-844-9888	15	5310-880-7744	25
5305-889-3000	15	5310-880-7744	32
5305-984-5684	25	5310-889-2528	4
5305-984-6191	8	5310-889-2528	10
5305-984-6191	9	5310-889-2528	10
5305-984-6191	9	5310-934-9747	15
5305-984-6192	15	5310-934-9751	7
5305-988-1170	15	5310-934-9751	8
5305-988-1724	4	5310-934-9751	14
5305-988-1724	4	5310-934-9757	4
5305-988-1724	9	5310-934-9757	10
5305-988-1724	9	5320-801-1548	18
5305-988-1724	9	5330-291-6496	45
5305-988-1724	10	5330-291-8972	24
5305-989-7434	14	5920-280-5002	13
5306-225-8497	32	5930-056-0104	4
5306-616-1336	10	5930-583-2953	13
5307-265-9187	44	5930-973-0937	4
5310-012-0217	8	6140-057-2554	4
5310-017-8556	13	6150-242-3716	46
5310-021-9430	10	6150-242-3717	46
5310-021-9430	10	6240-155-8714	13
5310-042-2957	14	6240-155-8714	14
5310-043-2226	7	6620-993-5546	26
5310-045-3296	8	6810-249-9354	4

REFERENCE NO	MFG CODE	PAGE NO	REFERENCE NO	MFG CODE	PAGE NO
AN30-8P6	88044	10	AN438-416	88044	9
AN395-8	88044	40	AN438-416	88044	9
AN428-8	88044	8	AN438-416	88044	9
AN436-616	88044	8	AN438-8	88044	9
AN436-616	88044	10	AN438-8	88044	9
AN436-616	88044	10	AN438-8	88044	11
AN438-416	88044	4	AN510-8-6	88044	9
AN438-416	88044	9	AN515-516-40	88044	25

SECTION V. INDEX-FEDERAL STOCK NUMBER AND REFERENCE NUMBER  
 CROSS-REFERENCE TO FIGURE AND ITEM NUMBER (CONTINUED)

REFERENCE NO	MFG CODE	PAGE NO	REFERENCE NO	MFG CODE	PAGE NO
AN515-8-6	88044	9	LEW2216	36024	8
AN515-8-8	88044	14	LEW2217	36024	45
AN515C102-8	88044	14	LEW2218	36024	4
AN515C6-4	88044	26	LEW2223	36024	4
AN515C8-5	88044	40	LEW2224	36024	4
AN526-420-10	88044	4	LEW2225	36024	4
AN526-420-10	88044	4	LEW2226	36024	4
AN526-420-10	88044	9	LEW2227	36024	4
AN526-420-10	88044	9	LEW2228	36024	4
AN526-420-10	88044	9	LEW2229	36024	4
AN526-420-10	88044	9	LEW2230	36024	4
AN526-420-10	88044	10	LEW2231	36024	4
AN935-6	88044	26	LEW2232	36024	4
AN936AB816	88044	21	LEW2233	36024	4
A195	21387	40	LEW2237	36024	10
A6032A	82796	40	LEW2239	36024	4
B1232	82796	40	LEW2240	36024	4
B1498G	82796	40	LEW2241	36024	4
C141-4-1	79960	24	LEW2245	36024	20
C1498D	82796	40	LEW2249	36024	11
C181-74	79960	24	LE1090	36024	14
FS244U107	14351	45	LE1883	36024	18
F21P	73370	25	LE1885	36024	9
F21P2	73370	25	LE1886	36024	9
F244K217	14351	42	LE1887	36024	9
F244U102	14351	46	LE1909	36024	14
F400B255	14351	44	LE2256	36024	9
F600F211	14351	27	LE2257	36024	9
F600E218	14351	27	LE2258	36024	9
GLH10	71400	13	LE2259	36024	9
G488739	78385	18	MS15482	96906	15
G489404	78385	18	MS24539-1	96906	26
HKP	71400	13	MS35000-3	96906	4
H101	79470	11	MS35206-247	96906	4
H101	79470	18	MS35223-43	96906	8
LA300-1831	36024	46	MS35223-43	96906	9
LA300-1831	36024	46	MS35291-58	96906	10
LA300-1832	36024	46	MS35291-58	96906	10
LFB2288	36024	8	MS35291-58	96906	11
LEB2295	36024	10	MS35291-62	96906	10
LEB2302	36024	8	MS35338-45	96906	26
LEB2303	36024	8	MS35338-46	96906	40
LFB2304	36024	8	MS35649-82	96906	4
LEB2305	36024	8	MS35690-502	96906	25
LFB2353	36024	10	MS35690-602	96906	10
LEW2177	36024	5	MS35690-602	96906	10
LEW2178	36024	5	MS51086	96906	19
LEW2179	36024	8	MS51086-1	96906	20
LEW2180	36024	8	M5735	36232	14
LEW2181	36024	4	M5735	36732	15
LEW2182	36024	4	M6484	36232	14
LEW2183	36024	4	M6484	36232	15
LEW2184	36024	8	QS500M28S	08484	45
LEW2185	36024	8	SK58	82796	40
LEW2186	36024	8	STDMBOESMF15-101	43999	20
LEW2187	36024	10	S2563C	82796	40
LEW2190	36024	11	S8158	36232	16
LEW2191	36024	11	T56-3	79960	24
LEW2195	36024	9	W4B108	14351	46
LEW2196	36024	9	X14141	14351	27
LEW2197	36024	8	X3009	14351	27
LEW2198	36024	8	X4793	14351	42
LEW2199	36024	10	X5914	14351	10
LEW2200	36024	10	X6064	14351	45
LEW2201	36024	10	X8016-10	14351	25
LEW2207	36024	9	X8016-8	14351	25
LEW2208	36024	9	10004-102	79470	18
LEW2211	36024	9	10004-404	79470	18
LEW2212	36024	11	10004-404	79470	18
LEW2215	36024	9	1105993	16764	28



SECTION V. INDEX-FEDERAL STOCK NUMBER AND REFERENCE NUMBER  
 CROSS-REFERENCE TO FIGURE AND ITEM NUMBER (CONTINUED)

REFERENCE NO	MFG CODE	PAGE NO	REFERENCE NO	MFG CODE	PAGE NO
111688	00000	20	2904C20	96452	26
134569	16764	32	313	24446	13
1539837	70040	24	313	24446	14
170677	78385	18	3750X2	79470	20
1904419	16764	32	4014-22-00	78189	4
1912059	16764	33	4020-26-00	78189	8
1913043	16764	33	4020-26-00	79189	10
1913044	16764	33	453297	16764	32
1914476	16764	33	453434	16764	33
1914478	16764	33	453789	16764	32
1915334	16764	33	455154	16764	31
1915667	16764	33	455341	16764	31
1917087	16764	33	48X4	79470	18
1917109	16764	33	485281	78385	18
1917111	16764	33	488755	78385	18
1917112	16764	32	488842	78385	17
1917113	16764	32	489222	78385	18
1917114	16764	32	489544-1	78385	10
1917116	16764	33	5241	73370	26
1917117	16764	33	543460	16764	31
1917119	16764	32	6S6N	82796	40
1917121	16764	33	6S6U	82796	40
1917122	16764	33	7-16	71747	10
1917123	16764	32	701157	78385	18
1917125	16764	32	71E	00736	22
1917126	16764	32	7502	72653	5
1917127	16764	33	76842	78385	18
1917128	16764	33	79404	78385	18
1924877	16764	31	8S4U	82796	39
1939192	16764	31	8S6U	82796	39
1939201	16764	35	809062	16764	31
1950435	16764	33	81410-113	72619	13
211310	72619	14	82601P	04009	13
22RB221	14351	45	94291	78385	18
287H2	27315	20	954753	16764	31
2904C20	96452	26			
313	24446	13			

By Order of the Secretary of the Army:

W. C. WESTMORELAND,  
*General, United States Army,  
Chief of Staff.*

Official:

KENNETH G. WICKHAM,  
*Major General, United States Army,  
The Adjutant General.*

Distribution:

To be distributed in accordance with DA Form 12-25, Section I (qty rqr block No. 182) Organizational Maintenance requirements for Equipment: Welding.

☆ U.S. GOVERNMENT PRINTING OFFICE: 1971—431102/5154



